

# LEITI 4TH SUMMARY REPORT

July 1, 2010 - June 30, 2011

## LEITI MULTI-STAKEHOLDERS STEERING GROUP

### Government of Liberia

1. Ministry of Finance – Chair
2. Ministry of Lands, Mines & Energy – Co-chair
3. Ministry of Internal Affairs (MIA)
4. Forestry Development Authority (FDA)
5. National Oil Company of Liberia (NOCAL)
6. Ministry of Agriculture

### National Legislature

1. The Liberian Senate
2. The Honorable House of Representatives

### Civil Society Organizations

1. Publish What You Pay (PWYP)
2. Federation of Liberian Youth (FLY)
3. Gold & Diamond Miners Workers Union of Liberia

### Private Sector

1. ArcelorMittal
2. Chevron
3. BHP Billiton
4. Liberia Timber Association (LTA)
5. Gold & Diamond Brokers & Dealers Association

### Others

1. National Traditional Council of Liberia (NTCL)

### Development Partners

1. World Bank (WB)
2. International Monetary Fund (IMF)
3. United Nations Development Program (UNDP)
4. UK's Department for International Development (DfID)
5. United States Government
6. United Nations Mission in Liberia (UNMIL)
7. Deutsche Gesellschaft für Internationale Zusammenarbeit (GIZ)
8. African Development Bank (ADB)

## THE LEITI SECRETARIAT STAFF

Samson S. Tokpah  
Head of Secretariat  
sstokpah@leiti.org.lr

Konah D. Karmo  
Deputy Head of Secretariat  
kdkarmo@leiti.org.lr

Emmanuel E. Peterson  
Technical Officer  
epeterson@leiti.org.lr

Hnede L. Berrian  
Administrative Manager  
hberrian@leiti.org.lr

Samson Wonnah  
Communication & Outreach Officer  
swonnah@leiti.org.lr

# EXECUTIVE SUMMARY AND MAIN FINDINGS

This report summarizes key findings from the Payment, Amount Due, and Revenue Tracking processes between the Government of Liberia and all mining, oil, agriculture, and forestry companies engaged in the exploitation of the country's extractive and other natural resources. It also provides information over the kind and value of contributions made by these companies, outside of their contractual obligations, to communities, organizations, and institutions.

## MAIN FINDINGS:

- More work needs to be done on compliance to the submission process. Roughly 60% or 65 out of 111 oil, mining, agriculture, and forestry companies in the fiscal period July 1, 2010 to June 30, 2011 submitted reporting templates required by LEITI. The mining sector had the highest rate of non-submission.
- Issue of accountability arose upon submission of reporting templates: Eight companies (12%) submitted reports without an external auditor attestation. Further, twelve companies' heads did not attest to their companies' submissions, non LICPA Certified Auditors attested to six companies templates.
- In the Payment Reconciliation section of the report, we found a negligible 0.24% discrepancy, amounting to US\$278,904 out of a total of US\$117,802,566.90 received by the Government of Liberia.
- Several companies submitted reports using multiple TINs, obstructing effective scrutiny of their financial records. The MoF should ensure that all company tax filings occur under a single TIN.
- In the forestry sector, significant discrepancies were found between the companies' evaluation of what ought to have been paid, and the government's evaluation of the same amount. Companies in the extractive sectors have determined owing government US\$274,650 compared to US\$12,688,636 estimate by the government, and US\$14,541,964 estimate by the LEITI's Reconciler.
- In the Revenue Tracking section of the report, a discrepancy of US\$100,000 was found in funds collected from African Petroleum during the transfer of funds from the National Oil Company of Liberia (NOCAL) to the Ministry of Finance (MoF). Additionally, US\$230,000 discrepancy was also found between NOCAL and the University of Liberia.
- The MoF/Social Development Fund (SDF) did not provide the Reconciler with sufficient reference on the disbursement of funds. While copies of checks written in the name of beneficiaries were provided, the actual use of the funds was impossible to validate in the absence of detailed supporting receipts.
- A total of US\$12,958,352 was reported as value of In-kind contributions by extractive companies to communities, organizations, and institutions.
- Recommendations from the second and third LEITI reports were mostly implemented.
- The submission of auditable data from the office of the Auditor General prior to the LEITI reconciliation and verification processes for the various government agencies is yet to be fully implemented.

## PART-1: THE NARRATIVE

### 1.1 INTRODUCTION

This document summarizes the Fourth Reconciliation Report on payments made to the Government of Liberia (GOL) by companies operating in the mining, oil, forestry and agriculture sectors and the GOL receipts of revenues from these companies. This reconciliation exercise has the following key objectives: serving as a document for the Government and people of Liberia, as well as the world at large, describing the financial benefits accrued from the four sectors under review; helping the government and people of Liberia

recognize the potential positive contribution that forestry, agricultural, oil and mineral resources can make to the economic and social development of Liberia; and meeting a partial fulfilment of the requirements of the EITI international framework.

## 1.2 BACKGROUND

The Fourth Reconciliation report of the Liberia Extractive Industries Transparency Initiative (LEITI) covers the fiscal period beginning July 1, 2010 to June 30, 2011. The report was undertaken and completed by an independent auditing firm, Ernst and Young (Ghana) in collaboration with MGI-Mombo and Company (Liberia). Referred to as Reconciler, the firm undertook field work (collection, analysis and reconciliation of data) from November 2, 2012 to February 13, 2013. Upon completing the field work, the Reconciler presented initial findings to the Multi-Stakeholder Steering Group (MSG) of LEITI. The final draft document (combining data and narrative with recommendations) was completed on May 15, 2013 and approved by the MSG on May 16, 2013.

## 1.3 ANNUAL EITI REPORT

The EITI is a global standard implemented locally in 34 countries. EITI requires the production of an annual report which covers, but is not limited to, material payments made to host governments by companies in the mining and oil industries. In Liberia, additional industries, such as the agriculture and forestry industries are included in this report. It is worth noting that total payments and receipts also include business licenses made by diamond and gold dealers, as were as brokers and payments by pit-sawyers.

The LEITI was established in 2007 as a project and became an autonomous agency in 2009 by an Act of the Legislature. This Report is the Fourth (4th) Liberia EITI Report. A review of the last three reports showed improvements in style, content and quality notwithstanding the capacity for improvement. In addition to payments reconciliation, the LEITI Reconciliation report for the first time captures the following:

- Revenue Tracking
- Amounts Due Reconciliation
- In-kind Contribution

In keeping with the LEITI Act of 2009, this report was also expanded to include additional agencies of the Government that received payments from oil, mining, forestry, and agriculture companies, namely:

- Liberia Maritime Authority (LMA)
- Liberia Civil Aviation Authority (LCAA)
- National Port Authority (NPA)
- Environment Protection Agency (EPA)

**The Payments Reconciliation** focused on the total amount paid by oil, mining, agriculture, and forestry companies to the Government of Liberia and the acknowledgement of these payments from these companies by the Government of Liberia. The **Revenue Tracking** captured earmarked payments from the companies to government agencies through the Social Development Fund (SDF), the National Benefit Sharing Trust Board (NBSTB), and other institutions including the University of Liberia. **Amount Due** required government agencies to provide an evaluation of the amounts to be paid by the companies to the government, providing the basis for comparing the level of commitment extractive companies exhibited in their compliance to existing contracts, concessions/licenses and regulations. Similar data provided by the companies is reconciled with that of the government. An **In-Kind Contribution** section was added to the report in order to encourage companies to disclose any voluntary contributions made directly to communities, counties, organizations, and/or institutions during the period under review.

The steps leading to the final LEITI Fourth Reconciliation Report are as follows:

- The LEITI Secretariat convened at least two inter-active workshops for all stakeholders/reporting sectors,
- The LEITI Secretariat employed the public procurement procedures of Liberia which led to contracting the Reconciler to undertake data reconciliation and the preparation of a full report,
- A workshop was convened by the Reconciler for all reporting companies and line ministries and agencies of government,
- The templates, approved by MSG were distributed to reporting stakeholders with instructions and submission dates,
- Data from the companies and the GoL was compiled, analyzed and reconciled,
- A full report was submitted to the MSG for consideration,
- Approval, printing, publication and distribution of the Report.

## 1.4.0 ANALYSIS OF DATA

### 1.4.1 SUBMISSION OF DATA

During the period under review, the report shows that One-Hundred-Eleven (111) taxpayers in the mining, oil, agriculture and forestry sectors made payments to the Government of Liberia. Of this count, Sixty-Five (65) filled-in and submitted reporting templates to the Reconciler commissioned by LEITI. A breakdown of taxpayers that submitted templates are shown below:

SECTOR	COUNT	PERCENTAGE
Agriculture	11	100%
Forestry	17	85%
Mining	32	43%
Oil	5	100%
Total	65	59%

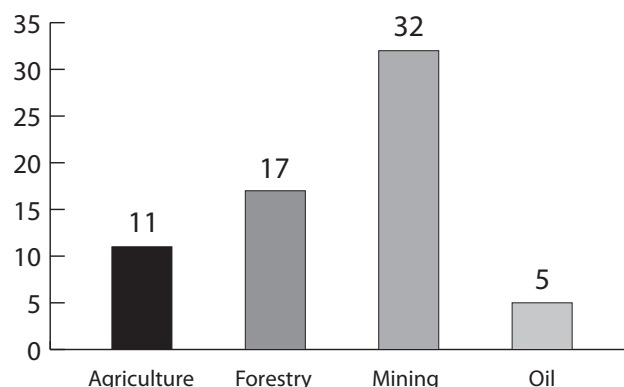


Exhibit 1.1: Taxpayers that submitted templates

Exhibit 1.1: Taxpayers that submitted templates

Forty-Six (46) out of the 111 companies in the extractive sectors did not submit reporting templates. Templates were submitted by the government for these companies. A breakdown is shown below:

SECTOR	COUNT	PERCENTAGE
Agriculture	0	0%
Forestry	3	15%
Mining	43	57%
Oil	0	0%
Total	46	41%

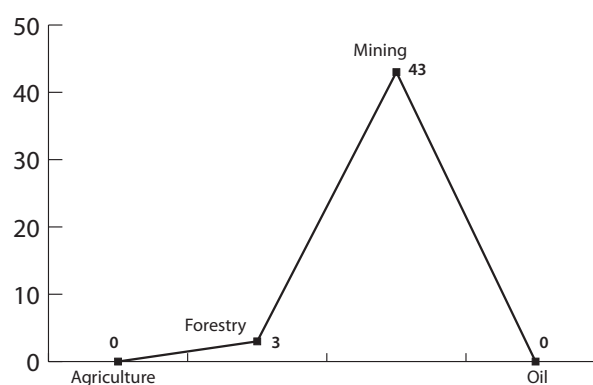


Exhibit 1.2: Taxpayers that did not submit templates

Exhibit 1.2: Taxpayers that did not submit templates

The reconciler concluded that some of the factors that lead to the drop in the submission rate can be attributed to both the timing of the report (more than 1 year after the fiscal year), as well as business realities in the sector, leading to the shuttering or merging of companies by the time the report was written.

Below is a four year illustration of taxpayers that are registered compare to those submitting templates in compliance with reporting requirement:

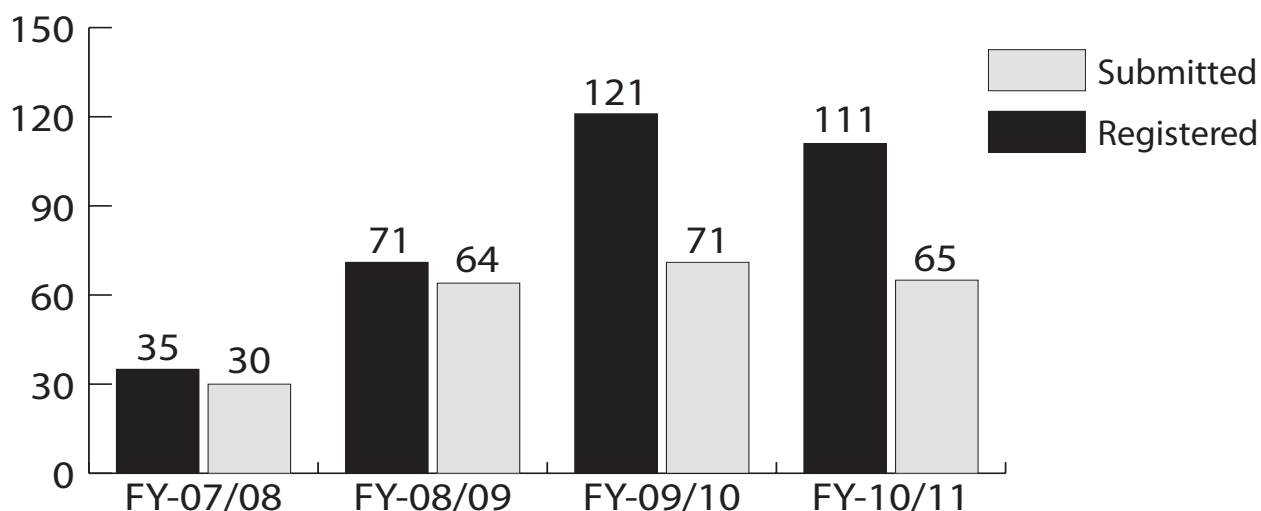


Exhibit 1.3

### 1.4.2 PAYMENT RECONCILIATION DATA

The Government of Liberia reported that US\$117,802,566.90 was received as the total contribution from the extractive sectors between July 1, 2010 to June 30, 2011, a net difference of US\$278,904.90 (0.24%) remained un-reconciled. Apart from this difference, which is immaterial when compared to the total contribution of the extractive industries, all facts indicate that the compiled data is complete in relation to the total corporate presence in the relevant sectors and the integrity of the report can be assured concerning “amounts paid” (See Part 2-1 for detail schedule on amount paid).

The chart below demonstrates the total reconciled payments, by sector, in United States Dollars by taxpayers and government/MoF respectively, for the period under review (July 1, 2010 to June 30, 2011):

SECTOR	COMPANY (USD)	AGENCY (USD)	DIFFERENCE (USD)	PERCENT
Agriculture	18,330,499.66	18,281,719.70	48,779.96	0.27%
Forestry	5,408,592.18	5,616,076.23	(207,484.05)	(3.69%)
Mining	43,798,764.75	44,223,697.12	(424,932.36)	(0.96%)
Oil	49,911,073.86	49,681,073.86	230,000.00	0.46%
Total	117,448,930.45	117,802,566.90	(353636.45)	(0.3%)
Pit sawyers and small scale miners			632,541.35	
Difference			278,904.90	
Prior Year July 1, 2009 to June 30, 2010	Company (USD)	Agency (USD)	Difference (USD)	Percent
	69,720,697.00	71,896,113.00	(2,175,416.00)	(3%)

Exhibit 1.4 chart: Total payments from the extractive companies

Below is a four-year illustration of payments made by taxpayers and receipts confirmed by government ministries and agencies.

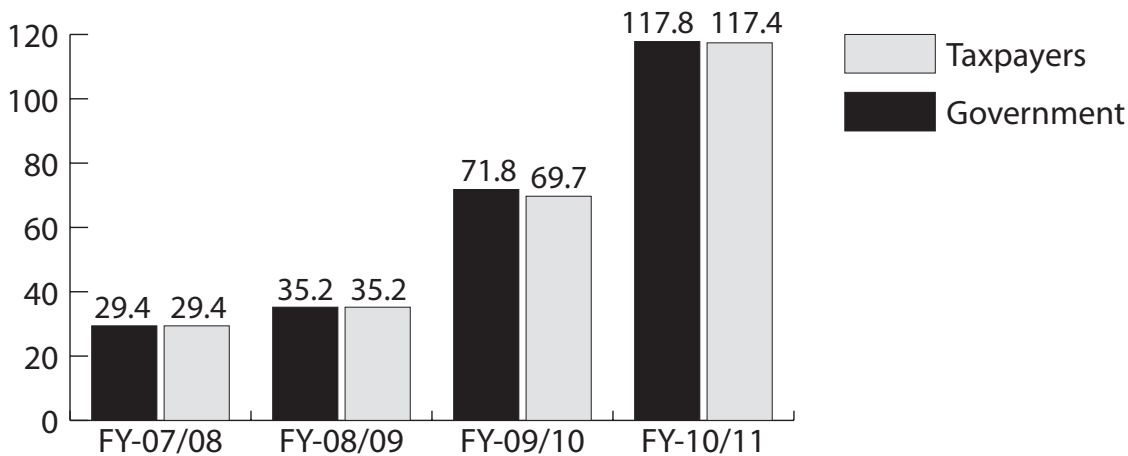


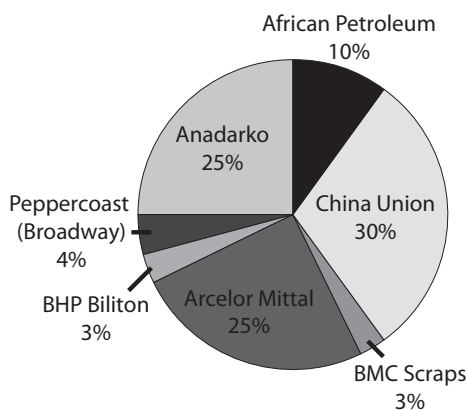
Exhibit 1.5 Illustration of four-year payments

The Financial data in the tables and graphs below represents figures reconciled by the independent reconciler.

### 1.4.3 REVENUE TRACKING DATA

Revenue Tracking earmarked the amounts transferred from the companies to the agencies through the Social Development Fund (SDF), National Benefit Sharing Trust Board (NBSTB), and other institutions including the University of Liberia. (See Part 2-2 for detail schedule on Revenue Tracking).

A total of US\$12,144,546.60 was reported by the companies to the various government agencies. The graphs below depict companies and contributions:

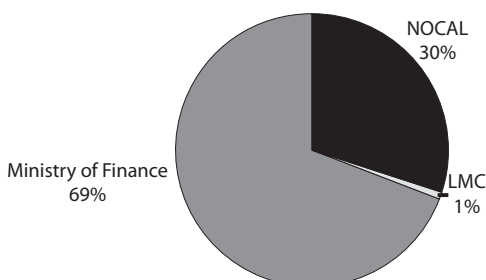


COMPANY	AMOUNT USD
China Union	3,500,000.00
BMC Scraps	331,000.00
Anadarko	3,080,725.00
Arcelor Mittal	3,000,000.00
African Petroleum	934,071.60
Peppercoast (Broadway)	448,750.00
BHP Billiton	400,000.00
African Petroleum	300,000.00
Total	12,144,546.60

Exhibit 1.6: Total revenue tracked from companies

Exhibit 1.6: Total revenue tracked from companies

On the other hand, the agencies of government reported receiving US\$12,044,546.60. The graphs below show the agencies of government and funds received.



AGENCY	AMOUNT USD
LMA	156,875.00
Ministry of Finance	8,281,000.00
NOCAL	3,606,671.60
Total	12,044,546.60

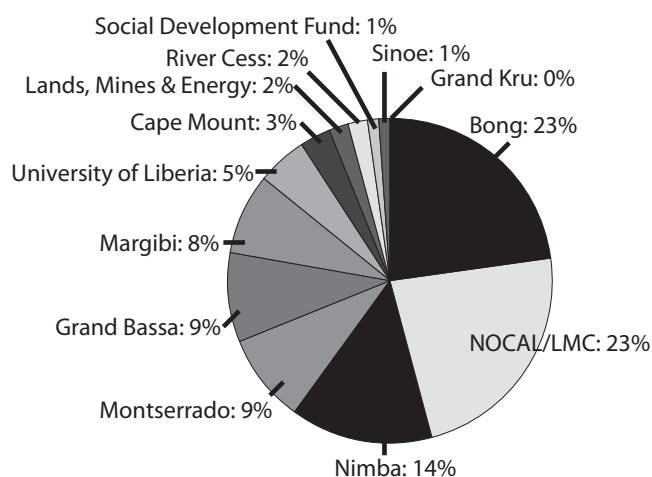
Exhibit 1.7: Total revenue tracked by government

Exhibit 1.7: Total revenue tracked by government

A difference of US\$100,000 arose between the companies and government submission because:

- NOCAL recorded a receipt of US\$300,000 from African Petroleum while the MoF reported receiving only US\$200,000 from NOCAL.

The graphs below show the breakdown on the distribution of the US\$12,044,546.60 received by the government agencies.



**Exhibit 1.8: Total revenue tracked by government, counties and institutions**

BENEFICIARY	AMOUNT USD
NOCAL / LMA	2,813,546.60
Bong county	2,764,333.00
Nimba	1,633,334.00
Grand Bassa	1,133,333.00
Montserrado	1,075,000.00
Margibi county	925,000.00
University of Liberia	600,000.00
River Cess	250,000.00
Lands, Mines & Energy	200,000.00
Cape Mount	300,000.00
Sinoe	150,000.00
Social Development Fund	150,000.00
Grand Kru	50,000.00
Total	12,044,546.60

**Exhibit 1.8: Total revenue tracked by government, counties and institutions**

Out of the US\$12,044,546.60 received by the agencies, US\$10,156,546.60 was directly disbursed to the beneficiary counties and institutions while US\$1,888,000.00 was used by the agencies for various training programs as follows:

- Annual training (US\$850,000.00)
- Hydrocarbon development (US\$875,000)
- Attendance fee (US\$163,000)

While the payment of amounts received by the government agencies can be confirmed, the Reconciler was unable to confirm whether the US\$10,154,546.60 disbursed to the counties and other institutions reached



the ultimate beneficiaries due to the absence of detailed supporting receipts.

#### 1.4.4 AMOUNT DUE DATA

The Amount Due section of this report independently evaluated the total tax payments due by the relevant companies. The Reconciler's evaluation was then compared to the company's evaluation of its tax owed, as well as the evaluation of the relevant government agency.

Of the four sectors covered by this report (oil, mining, agriculture and forestry) amount due was reconciled only for the forestry sector. The GAC's report indicated Amount Due from 11 Forestry companies as US\$10,554,416.23. SGS, a **government contractor** working in collaboration with the Forestry Development Authority (FDA), calculated the amount due for 14 Forestry companies as US\$12,688,636.82 while companies themselves arrived at US\$274,650.00 as amount due.

The Reconciler computations, using the same companies used by the SGS/FDA produced a total of US\$14,541,964.22 for the fixed elements on the amount due. The reconciler revealed differences of US\$1,849,327.40 in amounts due as declared by the SGS/FDA. There is also a total difference of US\$14,267,314.22 between what the companies declared and the reconciler calculations.

The MSG later agreed that the work on Amount Due be limited to the Oil and Forestry Sectors, and that a supplementary report be carried out by the Reconciler to focus on the fixed components of these two sectors. **(See Part 2-3 for computation on amount due).**

#### 1.4.5 IN-KIND CONTRIBUTION DATA

No reconciliation was done for In-Kind contributions. This section of the report discloses direct contributions by companies to communities, organizations, and institutions for development. Companies were instructed to estimate the market value of non-cash contributions and disclose them on a separate template for inclusion in the report. The total self-declared value of In-Kind contributions by various extractive industry companies amounted to US\$12,958,352.00. **(See Part 2-4 for in-kind contribution).**

### 1.5 UNRESOLVED DISCREPANCIES

The rationale behind the requirements for governments participating in the EITI process to hire independent reconciler to undertake the reconciliation process is to demonstrate transparency and increase credibility. It is also intended to resolve as much as possible, any variations that may exist between payments made and revenue receipts.

Naturally, our target and concerted efforts were geared toward achieving a zero balance reconciliation result. The independent reconciler worked relentlessly to achieve this target but (0.24%) remained un-reconciled which is US\$278,904.90 out of US\$117,802,566.90. As a practice, the LEITI will undertake a secondary evaluation to resolve any discrepancies.

### 1.6 GAC COMMENTS

The General Auditing Commission (GAC) audited revenue collection reports by the relevant government ministries and agencies from companies operating in the mining, oil, forestry and agriculture sectors of Liberia for the fiscal period July 1, 2010 to June 30, 2011, as part of the Fourth LEITI Report preparation process.

At the end of the audit exercise, the Auditor General was unable to express an opinion on the reporting templates presented by line ministries and agencies of government in support the reconciliation process. The Auditor General was unable to obtain adequate audit evidence.

Notwithstanding the Auditor General’s observation, the MSG approved the Fourth LEITI report at its May 16, 2013 extraordinary sitting and resolved that issues raised by the Auditor General’s report would be addressed during the preparation of the Fifth EITI report for Liberia. This decision was primarily based on the fact that matters raised by the Auditor General regarding the “amounts paid” and “amount due” sections were national requirements that did not affect the international EITI reporting guidelines.

## 1.7 IMPLEMENTATION

Based on recommendations from the Second and Third reconciliation reports, the LEITI Secretariat has been coordinating activities with relevant line ministries and agencies to ensure that all existing companies in the extractive sectors are duly registered with the LEITI.

The new entrants’ registration has become an integral part of the business registration process. As part of the process, the LEITI regularly updates its database, conducts workshops and training seminars to acquaint all reporting companies with relevant requirements, designs reporting templates, and contract reconciler for long-term periods.

The LEITI Secretariat is yet to fully enforce the submission of tax templates by all taxpayers accompanied by an audit certificate, or to apply sanctions all against those who do not comply. Additionally, the submission of auditable data from the office of the Auditor General prior to the LEITI reconciliation and verification process for the various government agencies is yet to be fully implemented.

## PART 2-1: PAYMENT RECONCILIATION SCHEDULES

Reconciled tax data and government receipts on the four reporting sectors

### AGRICULTURE

Tax Kind	LIBERIA AGRIC		LIBERIA FOREST		LIBINC OIL PALM	
	Company	Agency	Company	Agency	Company	Agency
Corporate Profits Tax / Turnover Tax	3,588,262.2	3,588,262.2	-	-	2,789.8	2,789.8
Excise Tax	7,669.2	7,669.2	-	-	189.9	189.9
GST	9,908.2	9,908.2	-	-	126.6	126.6
ECOWAS Trade Levy	1,369.9	1,369.9	509.4	509.4	18,894.9	18,894.9
Customs User Fees	97,649.9	97,649.9	1,075.3	1,075.3	30,214.5	30,214.5
Admin Fees - Business Reg.	900.0	900.0	900.0	900.0	900.0	900.0
Admin Fees - Operational / Professional	-	-	57.9	57.9	57.9	57.9
Admin Fees - Vehicle Reg.	34,175.0	34,175.0	605.0	605.0	2,505.0	2,505.0
Admin Fees - Resident Permits	2,050.0	2,050.0	-	-	-	-
GOL Fines	-	-	7,931.5	7,931.5	1,621.9	1,621.9
Personal Income Withholding	484,224.5	484,224.5	13,003.9	13,003.9	24,787.5	24,787.5
Non-Resident Withholding	286,710.7	286,710.7	-	-	-	-
Withholding 3rd Parties - Professional Serv.	-	-	-	-	800.0	800.0
Withholding 3rd Parties - Contract Serv.	120,180.1	120,180.1	-	-	-	-
Surface Rental	3,350.7	3,350.7	15,401.0	15,401.0	23,177.0	23,177.0
Export Tax	300.0	300.0				
Rubber Sales Tax	122,757.0	122,757.0				
Social Welfare Contr.			13,773.6	-	23,761.4	-
Other Administrative Fees	-	-	300.0	300.0	-	-
Others*	11,720.0	475.0	-	-	-	-
<b>GRAND TOTAL</b>	<b>4,771,227.5</b>	<b>4,759,982.5</b>	<b>53,557.6</b>	<b>39,784.0</b>	<b>129,826.4</b>	<b>106,065.0</b>

	BUCHANAN RENEWABLES		CAVALLA RUBBER		FIRESTONE LIBERIA LIMITED		GOLDEN VEROLEUM		LIBCO (THE LIBERIA COMPANY-COCOPIA)	
Tax Kind	Company	Agency	Company	Agency	Company	Agency	Company	Agency	Company	Agency
Contri. via GOL to University Dept (UL etc.)	-	-	-	-	50,000.0	50,000.0				
Annual Social Contri. (County & Comm.)	-	-	-	-	35,000.0	35,000.0				
Corporate Profits Tax / Turnover Tax	35,831.6	35,831.6	169,132.5	169,132.5	2,466,569.1	2,466,569.1				
Import Levy	161,268.7	161,268.7	-	-	15,564.5	15,564.5	353.3	353.3		
Excise Tax	8,878.3	8,878.3	69,794.1	69,794.1	-	-	-	-		
GST	156,329.9	156,329.9	65,805.1	65,805.1	435.9	435.9	-	-		
ECOWAS Trade Levy	60,363.7	60,363.7	42,163.6	42,163.6	96,405.7	96,405.7	5,619.7	5,619.7		
Customs User Fees	135,631.9	135,631.9	37,615.9	37,615.9	178,056.1	178,056.1	16,505.8	16,505.8		
Admin Fees - Business Reg.	900.0	900.0	900.0	900.0	900.0	900.0	900.0	900.0		
Admin Fees - Article of Incorp.	-	-	200	200	50.0	50.0	200	200		
Admin Fees - Operational / Professional	57.9	57.9	60.0	60.0	57.9	57.9	57.9	57.9	-	-
Admin Fees - Vehicle Reg.	65,389.0	65,389.0	4,840.0	4,840.0	175,487.0	175,487.0	5,170.0	5,170.0	2,470.0	2,470.0
Admin Fees - Resident Permits	-	-	500.0	500.0	5,600.0	5,600.0	3,000.0	3,000.0	250.0	250.0
Admin Fees - Fire Certificate	-	-	-	-	800.0	800.0	-	-	-	-
Admin Fees - Work Permits	44,000.0	44,000.0	8,000.0	8,000.0	18,000.0	18,000.0	6,000.0	6,000.0	1,000.0	1,000.0
Dividends to GOL	-	-	-	-	-	-	-	-	-	-
GOL Fines	4,316.5	4,316.5	-	-	869.3	869.3	1,845.8	1,845.8	2,000.0	2,000.0
Personal Income Withholding	293,344.5	293,344.5	293,767.9	293,767.9	3,302,042.6	3,302,042.6	7,286.6	7,286.6	75,415.9	75,415.9
Non-Resident Withholding	17,571.2	17,571.2	-	-	-	-	-	-	-	-
Withholding 3rd Parties - Rent / Lease	40,000.0	40,000.0	-	-	-	-	-	-	-	-
Withholding 3rd Parties - Contract Serv.	13,129.0	13,129.0	-	-	190,355.6	190,355.6	-	-	-	-
Withholding 3rd Parties - Tax Other	-	-	31,133.5	31,133.5	2,320,711.0	2,320,711.0	-	-	-	-
Surface Rental	-	-	-	-	237,980.0	237,980.0	-	-	-	-
Rubber Sales Tax			72,125.0	72,125.0	-	-			28,944.6	28,944.6
Phyto Sanitary Fee	900.0	900.0	-	-						
Stumpage Fee	42,212.0	42,212.0								
Timber Export Licence Fees	300.0	300.0								
Log Export Fees	68,062.2	68,062.2	25,437.5	25,437.5						
Chain of Custody Management Fee (PSI)	77,045.5	77,045.5								
Stevedoring Tariff	3,177.1	3,177.1								
Storage Tariff	36,603.5	36,603.5								
Auxiliary Rates	7,485.0	7,485.0								
Other Administrative Fees	-	-			15.0	15.0	-	-	-	-
Other Admin Fees - ID Cards/LTA	275.0	275.0			335.0	335.0			-	-
Others*	-	-	171.0	171.0	24,284.9	24,284.9	30.0	30.0	-	-
<b>GRAND TOTAL</b>	<b>1,273,072.3</b>	<b>1,273,072.3</b>	<b>821,466.1</b>	<b>821,466.1</b>	<b>9,119,519.7</b>	<b>9,119,519.7</b>	<b>46,789.0</b>	<b>46,789.0</b>	<b>110,080.5</b>	<b>110,080.5</b>

Tax Kind	MORRIS AMERICAN RUBBER		SALALA RUBBER CORPORATION		SIME DARBY	
	Company	Agency	Company	Agency	Company	Agency
Corporate Profits Tax / Turnover Tax	10,233.8	10,233.8	-	-	-	-
Import Levy	16,869.9	16,869.9	-	-	800.0	800.0
Excise Tax	-	-	-	-	1,073.3	1,073.3
GST	15,690.0	15,690.0	-	-	1,564.6	1,564.6
ECOWAS Trade Levy	1,309.1	1,309.1	1,142.6	1,142.6	10,134.1	10,134.1
Customs User Fees			53,910.2	53,910.2	20,669.4	20,669.4
Admin Fees - Business Reg.	69.0	69.0	900.0	900.0	-	-
Admin Fees - Operational / Professional	57.9	57.9	57.9	57.9	-	-
Admin Fees - Vehicle Reg.	5,067.0	5,067.0	21,070.0	21,070.0	22,485.0	22,485.0
Admin Fees - Resident Permits	-	-	2,300.0	2,300.0	11,625.0	11,625.0
Admin Fees - Fire Certificate	-	-	210.0	210.0	-	-
Admin Fees - Work Permits	-	-	5,000.0	5,000.0	18,000.0	18,000.0
Dividends to GOL	-	-	-	-	800.0	800.0
Personal Income Withholding	13,970.6	13,970.6	180,382.0	180,382.0	504,811.5	504,811.5
Withholding 3rd Parties - Rent / Lease	27,913.5	27,913.5	1,050.0	1,050.0	-	-
Withholding 3rd Parties - Tax Other	-	-	800.0	800.0	-	-
Surface Rental			1,200.0	1,200.0	187,500.0	187,500.0
Export Tax	4,000.0	4,000.0				
Rubberwood Products - Local Collections			150.0	150.0	-	-
Rubber Sales Tax			660,517.0	660,517.0	20,460.4	20,460.4
Phyto Sanitary Fee	2,000.0	2,000.0				
Other Administrative Fees	1,040.0	1,040.0	6.9	6.9	-	-
Others*	1,610.0	1,610.0	176,509.9	176,509.9	-	-
<b>GRAND TOTAL</b>	<b>99,830.7</b>	<b>99,830.7</b>	<b>1,105,206.6</b>	<b>1,105,206.6</b>	<b>799,923.2</b>	<b>799,923.2</b>

## OIL

Tax kind	AFRICAN PETROLEUM (EUROPEAN HYDROCARBON)		ANADARKO		ANADARKO BLOCK 10	
	Company	Agency	Company	Agency	Company	Agency
Contri. via GOL to University Dept (UL etc.)	-	-	225,000.0	225,000.0	150,000.0	150,000.0
Admin Fees - Business Reg.	900.0	900.0	900.0	900.0	900.0	900.0
Admin Fees - Operational / Professional			57.9	57.9	57.9	57.9
Admin Fees - Vehicle Reg.			100.0	100.0		
Personal Income Withholding	7,994.0	7,994.0				
Withholding 3rd Parties - Rent / Lease			2,444.5	2,444.5	-	-
Withholding 3rd Parties - Professional Serv.			-	-	13,661.0	13,661.0
Withholding 3rd Parties - Contract Serv.			-	-	900,750.0	900,750.0
Surface Rental	-	-	293,250.0	293,250.0	137,600.0	137,600.0
Research Vessels Tonnage Tax					132,775.0	132,775.0
Inspection Fees	1,200.0	1,200.0			600.0	600.0
Permit Fees for Vessel Crew					22,000.0	22,000.0
Casualty Investigation Fees					1,500.0	1,500.0
EIA:Seismic Survey					2,500.0	2,500.0
Aircraft Inspection Fees	9,600.0	9,600.0	5,250.0	5,250.0		
Oil License Fees	370,622.0	370,622.0				
Social Welfare Contri.	519,215.0	519,215.0	450,000.0	450,000.0	250,000.0	250,000.0
Annual Training	346,143.0	346,143.0	300,000.0	300,000.0	250,000.0	250,000.0
Hydrocarbon Development Fund	432,679.0	432,679.0	375,000.0	375,000.0	250,000.0	250,000.0
Attendance fees	49,813.0	49,813.0	32,000.0	32,000.0	11,000.0	11,000.0
Rural Energy fund	-	-			200,000.0	200,000.0
NOCAL Others**	259,608.0	259,608.0				
<b>GRAND TOTAL</b>	<b>1,997,774.0</b>	<b>1,997,774.0</b>	<b>1,684,002.4</b>	<b>1,684,002.4</b>	<b>2,323,343.9</b>	<b>2,323,343.9</b>

Tax kind	CHEVRON - LIBERIA		CHEVRON B		PEPPERCOAST (BROADWAY)	
	Company	Agency	Company	Agency	Company	Agency
Signature Fees/Signing Bonus			3,333,333.0	3,333,333.0		
Contri. via GOL to University Dept (UL etc.)					75,000.0	75,000.0
Admin Fees - Business Reg.	900.0	900.0	900.0	900.0	900.0	900.0
Admin Fees - Operational / Professional	-	-	-	-	57.9	57.9
Admin Fees - Vehicle Reg.	405.0	405.0	-	-	230.0	230.0
Admin Fees - Resident Permits	3,500.0	3,500.0				
Admin Fees - Fire Certificate	-	-			4.1	4.1
Admin Fees - Work Permits	3,000.0	3,000.0				
GOL Fines					6,105.9	6,105.9
Personal Income Withholding					8,472.8	8,472.8
Non-Resident Withholding	1,975,855.2	1,975,855.2	82,176.1	82,176.1		
Withholding 3rd Parties - Tax Other			5,000,000.0	5,000,000.0		
Surface Rental	-	-	-	-	123,750.0	123,750.0
EIA/Offshore Oil			10,000.0	10,000.0		
Social Welfare Contri.					150,000.0	150,000.0
Annual Training					100,000.0	100,000.0
Attendance fees			21,333.3	21,333.3		
<b>GRAND TOTAL</b>	<b>1,983,660.2</b>	<b>1,983,660.2</b>	<b>8,447,742.4</b>	<b>8,447,742.4</b>	<b>464,520.8</b>	<b>464,520.8</b>

Tax kind	CHEVRON C		CHEVRON D		NOCAL		ORANTO	
	Company	Agency	Company	Agency	Company	Agency	Company	Agency
Signature Fees/Signing Bonus	3,333,333.0	3,333,333.0	3,333,333.0	3,333,333.0	-	-	-	-
Contri. via GOL to University Dept (UL etc.)					850,000.0	620,000.0	-	-
Corporate Profits Tax / Turnover Tax							15,000,000.0	15,000,000.0
ECOWAS Trade Levy					234.9	234.9		
Customs User Fees	-	-	-	-	704.8	704.8		
Administrative fees	-	-	-	-	6.9	6.9		
Admin Fees - Business Reg.	900.0	900.0	900.0	900.0			1,800.0	1,800.0
Admin Fees - Article of Incorp.	-	-	-	-			510.0	510.0
Admin Fees - Operational / Professional	-	-	-	-			115.9	115.9
Admin Fees - Vehicle Reg.	-	-	-	-	3,630.0	3,630.0	-	-
Admin Fees - Resident Permits	-	-	-	-	225.0	225.0	-	-
Personal Income Withholding					251,422.5	251,422.5	2,992.5	2,992.5
Non-Resident Withholding	82,176.1	82,176.1	82,176.1	82,176.1				
Withholding 3rd Parties - Professional Serv.	-	-	-	-	2,900.0	2,900.0		
Withholding 3rd Parties - Tax Other	5,000,000.0	5,000,000.0	5,000,000.0	5,000,000.0				
EIA/Offshore Oil	10,000.0	10,000.0	10,000.0	10,000.0				
Attendance fees	21,333.3	21,333.3	21,333.3	21,333.3				
Others*					2.8	2.8		
<b>GRAND TOTAL</b>	<b>8,447,742.4</b>	<b>8,447,742.4</b>	<b>8,447,742.4</b>	<b>8,447,742.4</b>	<b>1,109,126.9</b>	<b>879,126.9</b>	<b>15,005,418.3</b>	<b>15,005,418.3</b>

# FORESTRY

Tax Kind	EURO LIBERIA LOGGING		GEBLO LOGGING		INTERNATIONAL CONSULTANT CAPITAL	
	Company	Agency	Company	Agency	Company	Agency
Import Levy	80.6	80.6	4,290.5	4,290.5	-	-
GST	58.5	58.5	5,921.2	5,921.2	-	-
ECOWAS Trade Levy	5.0	5.0	795.0	795.0	102.1	102.1
Customs User Fees	-	-	-	-	306.3	306.3
Admin Fees - Business Reg.			55.2	55.2	900.0	900.0
Admin Fees - Article of Incorp.			10.0	10.0	10.0	10.0
Admin Fees - Operational / Professional			57.9	57.9	57.9	57.9
Admin Fees - Vehicle Reg.	2,410.0	2,410.0	330.0	330.0	230.0	230.0
Admin Fees - Resident Permits	2,500.0	2,500.0			-	-
Admin Fees - Work Permits	3,000.0	3,000.0			-	-
Personal Income Withholding	10,128.6	10,128.6	4,301.0	4,301.0	2,689.3	2,689.3
Withholding 3rd Parties - Rent / Lease						
Contract Administration Fee	1,000.0	1,000.0			-	-
Waybill Fee	-	-	4,200.0	4,200.0	600.0	600.0
Area Fee	1,300,000.0	1,300,000.0			-	-
Bid Premium	300,000.0	300,000.0			-	-
Others*			10.0	10.0		
<b>GRAND TOTAL</b>	<b>1,619,182.7</b>	<b>1,619,182.7</b>	<b>19,970.8</b>	<b>19,970.8</b>	<b>4,895.6</b>	<b>4,895.6</b>

Tax Kind	B&V TIMBER COMPANY		BARGOR & BARGOR ENT. INC	
	Company	Agency	Company	Agency
Import Levy			1,783.1	1,783.1
Excise Tax			1,274.6	1,274.6
GST			81.8	81.8
ECOWAS Trade Levy				
Admin Fees - Business Reg.		55.2	55.2	-
Admin Fees - Article of Incorp.		-	-	-
Admin Fees - Operational / Professional		57.9	57.9	-
Admin Fees - Vehicle Reg.		-	-	-
Admin Fees - Resident Permits		500.0	500.0	-
GOL Fines		3,589.7	3,589.7	351.0
Personal Income Withholding		7,615.3	7,615.3	1,649.1
Withholding 3rd Parties - Rent / Lease		720.0	720.0	-
Surface Rental		30,050.0	30,050.0	9,500.0
Contract Administration Fee		2,000.0	2,000.0	1,000.0
Waybill Fee		600.0	600.0	600.0
Phyto Sanitary Fee		-	-	150.0
Area Fee		12,475.0	12,475.0	6,250.0
Stumpage Fee		13,945.6	13,945.6	17,048.6
Forest Product Fee (processed materials)		-	-	33,042.2
Timber Export Licence Fees		100.0	100.0	200.0
Log Export Fees		27,892.2	27,892.2	-
Chain of Custody Management Fee (PSI)		7,433.7	7,433.7	12,886.5
EIA:Private Use Permit: < 50k hectares		2,500.0	2,500.0	
EIA:Private Use Permit: > 50k hectares		1,225.0	1,225.0	
<b>GRAND TOTAL</b>		<b>110,759.6</b>	<b>110,759.6</b>	<b>85,816.7</b>

Tax Kind	BASSA LOGGING & TIMBER		DC WILSON INCORPORATED		ECOTIMBERS	
	Company	Agency	Company	Agency	Company	Agency
Corporate Profits Tax / Turnover Tax					6,119.1	6,119.1
Import Levy					14,785.1	14,785.1
GST					8,856.0	8,856.0
ECOWAS Trade Levy					553.5	553.5
Customs User Fees					160.5	160.5
Admin Fees - Business Reg.	-	-	165.5	165.5	900.0	900.0
Admin Fees - Operational / Professional	-	-	-	-	57.9	57.9
Admin Fees - Vehicle Reg.	145.0	145.0	-	-	19,198.0	19,198.0
Admin Fees - Resident Permits	-	-	-	-	2,350.0	2,350.0
Admin Fees - Work Permits	-	-	-	-	5,000.0	5,000.0
GOL Fines	184.8	184.8	41.4	41.4	87.9	87.9
Personal Income Withholding	377.4	377.4			13,195.0	13,195.0
Withholding 3rd Parties - Professional Serv.	-	-	231.7	231.7		
Surface Rental	51,250.0	51,250.0			-	-
Contract Administration Fee	1,000.0	1,000.0				
Area Fee	6,250.0	6,250.0				
Grand Total	59,207.2	59,207.2	438.6	438.6	71,263.0	71,263.0

Tax Kind	EJ&J ENTERPRISE		ECOWOOD INCORPORATED		GLOBAL LOGGING COMPANY		LIBERIA TREE & TRADING COMPANY	
	Company	Agency	Company	Agency				
Corporate Profits Tax / Turnover Tax	-	-	7,971.3	7,971.3	7,500.0	7,500.0	49,378.0	49,378.0
Import Levy	-	-	8,150.4	8,150.4			8,258.2	8,258.2
Excise Tax	-	-	5.2	5.2			1,018.7	1,018.7
GST	-	-	10,626.0	10,626.0			5,377.7	5,377.7
ECOWAS Trade Levy	-	-	908.2	908.2			640.4	640.4
Admin Fees - Business Reg.	27.6	27.6	900.0	900.0	900.0	900.0	55.2	55.2
Admin Fees - Article of Incorp.	-	-	100.0	100.0	100.0	100.0		
Admin Fees - Operational / Professional	57.9	57.9	57.9	57.9	57.9	57.9	57.9	57.9
Admin Fees - Vehicle Reg.	15.0	15.0	6,920.0	6,920.0	790.0	790.0		
Admin Fees - Resident Permits	-	-	14,300.0	14,300.0			6,500.0	6,500.0
Admin Fees - Work Permits	-	-	3,100.0	3,100.0	1,000.0	1,000.0		
Dividends to GOL	-	-	-	-			35,971.3	35,971.3
GOL Fines	2,569.7	2,569.7	1,847.2	1,847.2			13,093.5	13,093.5
Personal Income Withholding	10,201.1	10,201.1	7,498.6	7,498.6	6,615.2	6,615.2	6,553.3	6,553.3
Withholding 3rd Parties - Rent/Lease	-	-			200.0	200.0	1,500.0	1,500.0
Contract Administration Fee	1,000.0	1,000.0	-	-				
Waybill Fee	-	-	3,000.0	3,000.0	6,000.0	6,000.0	16,200.0	16,200.0
Phyto Sanitary Fee	-	-	600.0	600.0			1,400.0	1,400.0
Area Fee	143,155.0	143,155.0	-	-				
Stumpage Fee	65,949.2	65,949.2	98,507.3	98,507.3	109,328.2	109,328.2	374,951.8	374,951.8
Forest Product Fee (processed materials)	89,690.2	89,690.2	131,849.1	131,849.1			574,696.1	574,696.1
Sawmill Permit Fees	-	-	2,500.0	2,500.0				
Bid Premium	1,000.0	1,000.0						
Timber Export Licence Fees	100.0	100.0	100.0	100.0	500.0	500.0	900.0	900.0
Log Export Fees	-	-	800.0	800.0	164,617.6	164,617.6		
Non Timber Forest Products - Export Collections	13,083.8	13,083.8					150.0	150.0
Chain of Custody Management Fee (PSI)	1,864.9	1,864.9	71,362.2	71,362.2	81,399.6	81,399.6	439,063.5	439,063.5
Other Administrative Fees	1,250.0	1,250.0	-	-				
EIA/Private Use Permit: > 50k hectares					2,500.0	2,500.0		
Others*	33,803.1	33,803.1	-	-			650.0	650.0
Grand Total	363,767.6	363,767.6	371,103.4	371,103.4	381,508.5	381,508.5	1,536,415.6	1,536,415.6

Tax Kind	TARPEH TIMBER CORPORATION		THUNDERBIRD INTERNATIONAL		UNIVERSAL FORESTRY	
	Company	Agency	Company	Agency	Company	Agency
Corporate Profits Tax / Turnover Tax	971.9	971.9				
Import Levy					47.0	47.0
GST					38.8	38.8
ECOWAS Trade Levy					175.4	175.4
Customs User Fees					256.0	256.0
Administrative fees	-	-			32.9	32.9
Admin Fees - Business Reg.	55.2	55.2			-	-
Admin Fees - Article of Incorp.	-	-			10.0	10.0
Admin Fees - Operational / Professional	57.9	57.9			-	-
Admin Fees - Vehicle Reg.	-	-			200.0	200.0
Admin Fees - Resident Permits	-	-			100.0	100.0
GOL Fines	10,899.5	10,899.5			175.8	175.8
Personal Income Withholding	6,917.7	6,917.7			597.5	597.5
Export Tax					1,253.7	1,253.7
Contract Administration Fee	1,000.0	1,000.0	1,000.0	1,000.0	1,000.0	1,000.0
Waybill Fee	1,800.0	1,800.0	-	-	600.0	600.0
Area Fee	6,250.0	6,250.0	6,250.0	6,250.0	-	-
Stumpage Fee	31,348.1	31,348.1			449.1	449.1
Forest Product Fee (processed materials)	57,390.4	57,390.4			402.3	402.3
Chainsaw Lumber Fees (Pit Sawers)	-	-	-	-	1,949.1	1,949.1
Bid Premium	25,000.0	25,000.0	10,000.0	10,000.0	-	-
Timber Export Licence Fees	400.0	400.0	-	-	-	-
Log Export Fees	-	-			200.0	200.0
Non Timber Forest Products	600.0	600.0			-	-
Chain of Custody Management Fee (PSI)	1,742.7	1,742.7			-	-
EIA/Private Use Permit: < 50k hectares					2,500.0	2,500.0
Others*	16,629.9	16,629.9	-	-	6.9	6.9
Grand Total	161,063.4	161,063.4	17,250.0	17,250.0	9,994.3	9,994.3

Tax Kind	MANDRA FORESTRY LIMITED		PIT SAWYERS		SUN YEUN CORPORATION	
	Company	Agency	Company	Agency	Company	Agency
Corporate Profits Tax / Turnover Tax					986.7	986.7
Import Levy	3,161.3	3,161.3			7,633.7	7,633.7
Excise Tax	-	-			417.7	417.7
GST	4,669.2	4,669.2			3,030.5	3,030.5
ECOWAS Trade Levy	316.1	316.1			5,621.1	5,621.1
Customs User Fees					16,192.8	16,192.8
Admin Fees - Business Reg.	900.0	900.0			450.0	450.0
Admin Fees - Article of Incorp.	15.0	15.0				
Admin Fees - Operational / Professional	57.9	57.9			57.9	57.9
Admin Fees - Vehicle Reg.	-	-			2,170.0	2,170.0
Admin Fees - Resident Permits	-	-			100.0	100.0
GOL Fines	-	-			1,418.3	1,418.3
Personal Income Withholding	4,998.3	4,998.3			1,042.3	1,042.3
Withholding 3rd Parties - Rent / Lease			-	-	2,040.0	2,040.0
Contract Administration Fee					2,000.0	2,000.0
Area Fee					12,500.0	12,500.0
Chainsaw Lumber Fees (Pit Sawers)			-	207,484.1		
Bid Premium					162,500.0	162,500.0
EIA/Private Use Permit: < 50k hectares					5,000.0	5,000.0
Others*	-	-	-	-	202.5	202.5
Grand Total	14,117.9	14,117.9	-	207,484.1	223,363.3	223,363.3



Tax Kind	AKEWA GROUP OF COMPANIES		ALPHA LOGGING & WOOD PROGRAMME		ATLANTIC RESOURCES LIMITED	
	Company	Agency	Company	Agency	Company	Agency
Import Levy	692.9	692.9			-	-
Excise Tax	-	-			35,578.1	35,578.1
GST	515.0	515.0			26,106.6	26,106.6
ECOWAS Trade Levy	4,032.1	4,032.1			15,539.6	15,539.6
Customs User Fees	12,320.7	12,320.7			34,527.8	34,527.8
Admin Fees - Business Reg.	-	-	900.0	900.0	278.6	278.6
Admin Fees - Article of Incorp.	100	100	-	-	-	-
Admin Fees - Operational / Professional	-	-	57.9	57.9	173.8	173.8
Admin Fees - Vehicle Reg.	4,320.0	4,320.0	5,503.0	5,503.0	10,576.0	10,576.0
Admin Fees - Resident Permits			100.0	100.0	16,250.0	16,250.0
Admin Fees - Fire Certificate			-	-	200	200
Admin Fees - Work Permits			-	-	34,000.0	34,000.0
GOL Fines			-	-	2,152.8	2,152.8
Personal Income Withholding	594.3	594.3	463.8	463.8	3,775.2	3,775.2
Withholding 3rd Parties - Rent / Lease	300.0	300.0	600.0	600.0	3,000.0	3,000.0
Surface Rental	26,000.0	26,000.0	100,000.0	100,000.0	-	-
Contract Administration Fee	1,000.0	1,000.0	1,000.0	1,000.0	1,000.0	1,000.0
Area Fee	6,250.0	6,250.0				
EIA Private Use Permit: < 50k hectares	2,500.0	2,500.0			-	-
EIA Private Use Permit: > 50k hectares					7,500.0	7,500.0
Others*			-	-	836.1	836.1
<b>Grand Total</b>	<b>58,534.9</b>	<b>58,534.9</b>	<b>108,624.8</b>	<b>108,624.8</b>	<b>191,314.5</b>	<b>191,314.5</b>

## MINING

Tax Kind	ROYAL COMPANY		SINOE EXPLORATION		SOUTHERN CROSS		SPRI GROUP AFRICA LTD		STAR DIAMOND	
	Company	Agency	Company	Agency	Company	Agency	Company	Agency	Company	Agency
Corporate Profits Tax / Turnover Tax	3,175.0	3,175.0								
Admin Fees - Business Reg.	800.0	800.0	900.0	900.0					955.2	955.2
Admin Fees - Article of Incorp.	-	-	-	-					-	-
Admin Fees - Operational / Professional	-	-	57.9	57.9					57.9	57.9
Admin Fees - Vehicle Reg.	100.0	100.0	-	-					-	-
Admin Fees - Resident Permits	800.0	800.0	-	-					-	-
Admin Fees - Fire Certificate	12.4	12.4	-	-					8.3	8.3
Admin Fees - Work Permits	2,000.0	2,000.0	-	-					-	-
Personal Income Withholding	913.0	913.0								
Withholding 3rd Parties - Rent / Lease	400.0	400.0								
Surface Rental			67,669.8	67,669.8	15,400.0	15,400.0	-	-	-	-
Minerals License Fees	-	-	-	-	-	-	-	-	-	-
Minerals License Fees - Class (A, B, C)	31,500.0	31,500.0	-	-	5,000.0	5,000.0	-	-	-	-
Minerals License Fees - Broker	-	-	-	-	-	-	-	-	1,500.0	1,500.0
Minerals License Fees - Dealer	-	-	-	-	-	-	25,000.0	25,000.0	25,000.0	25,000.0
Minerals License Fees - Exploration			10,000.0	10,000.0	-	-	-	-	-	-
Royalty	254,345.0	254,345.0							2,673.7	2,673.7
Others*					-	-	-	-		
<b>Grand Total</b>	<b>294,045.4</b>	<b>294,045.4</b>	<b>78,627.7</b>	<b>78,627.7</b>	<b>20,400.0</b>	<b>20,400.0</b>	<b>25,000.0</b>	<b>25,000.0</b>	<b>30,195.1</b>	<b>30,195.1</b>

Tax Kind	A. D. M. T LIBERIA		AFRIC DIAM COMPANY LTD		AFRICAN GOLD MINING		AFRO MINERALS		AMLIB UNITED	
	Company	Agency	Company	Agency	Company	Agency	Company	Agency	Company	Agency
Contri. via GOL to University Dept (UL etc.)			-	-					4,875.0	4,875.0
Corporate Profits Tax / Turnover Tax	3,073.8	3,073.8	250.0	250.0					-	-
Import Levy			4,674.7	4,674.7					9,925.9	9,925.9
Excise Tax			-	-					-	-
GST			5,375.9	5,375.9					174.9	174.9
ECOWAS Trade Levy			395.4	395.4					11,055.6	11,055.6
Customs User Fees									3,986.3	3,986.3
Admin Fees - Business Reg.			55.2	55.2			900.0	900.0	900.0	900.0
Admin Fees - Article of Incorp.							-	-	-	-
Admin Fees - Operational / Professional	16.6	16.6	57.9	57.9			57.9	57.9	57.9	57.9
Admin Fees - Vehicle Reg.	100.0	100.0					-	-	4,748.0	4,748.0
Admin Fees - Resident Permits							-	-	8,300.0	8,300.0
Admin Fees - Fire Certificate			12.4	12.4			-	-	-	-
Admin Fees - Work Permits			1,000.0	1,000.0			-	-	18,000.0	18,000.0
Dividends to GOL									-	-
GOL Fines			534.7	534.7					4,013.6	4,013.6
Personal Income Withholding	1,761.1	1,761.1	218.4	218.2					99,423.6	99,423.6
Withholding 3rd Parties - Professional Serv.	55.2	55.2			-	-				
Withholding 3rd Parties - Tax Other	7,486.6	7,486.6	1,839.0	1,839.0	-	-			-	-
Surface Rental					100,000.0	100,000.0	12,454.0	12,454.0	-	-
Minerals License Fees			-	-	-	-	-	-	-	-
Minerals License Fees - Class (A, B, C)	21,500.0	21,500.0	5,000.0	5,000.0	10,000.0	10,000.0	-	-		
Minerals License Fees - Broker	-	-	1,500.0	1,500.0	-	-	-	-		
Minerals License Fees - Dealer	20,000.0	20,000.0	20,000.0	20,000.0	-	-	-	-		
Minerals License Fees - Exploration	-	-			-	-	11,276.5	11,276.5		
Minerals License Fees - Mining Concession	-	-			-	-	-	-	10,000.0	10,000.0
Royalty	35,743.0	35,743.0	210,533.0	210,533.2						
Export Tax									235.1	235.1
Aircraft Inspection Fees									1,400.0	1,400.0
Other Administrative Fees	500.0	500.0	-	-					-	-
Others*	-	-	-	-					4,000.0	4,000.0
Grand Total	90,236.2	90,236.2	251,446.7	251,446.7	110,000.0	110,000.0	24,688.4	24,688.4	181,095.9	181,095.9

	ARCELOR MITTAL		ARCHEAN GOLD		ASCENSION RESOURCES		BEA MOUNTAIN CORPORATION		BELLE RESOURCES/ SALMEC RESOURCES	
Tax Kind	Company	Agency	Company	Agency	Company	Agency	Company	Agency	Company	Agency
Signature Fees/Signing Bonus	28,922.2	28,922.2	-	-			-	-		
Contri. via GOL to University Dept (UL etc.)	100,000.0	100,000.0					-	-		
Corporate Profits Tax / Turnover Tax	2,901,721.2	2,901,721.2					243,533.0	243,533.0		
Import Levy	203,780.2	203,780.2					10,068.1	10,068.1	3,677.5	3,677.5
Excise Tax	-	-					-	-	-	-
GST	724.5	724.5					2,770.9	2,770.9	3,706.9	3,706.9
ECOWAS Trade Levy	458,546.7	458,546.7					3,920.9	3,920.9	245.2	245.2
Customs User Fees	200,445.5	200,445.5					8,762.8	8,762.8	-	-
Administrative fees	-	-					-	-	-	-
Admin Fees - Business Reg.	900.0	900.0					900.0	900.0	955.2	955.2
Admin Fees - Operational / Professional	57.9	57.9					57.9	57.9	57.9	57.9
Admin Fees - Vehicle Reg.	69,891.0	69,891.0			470.0	470.0	1,556.0	1,556.0	485.0	485.0
Admin Fees - Resident Permits	159,750.0	159,750.0			250.0	250.0	1,900.0	1,900.0	-	-
Admin Fees - Work Permits	19,000.0	19,000.0					-	-	-	-
Dividends to GOL	-	-					-	-	-	-
GOL Fines	33,082.4	33,082.4					2,275.5	2,275.5	37.1	37.1
Personal Income Withholding	1,277,567.0	1,277,567.0			26,624.1	26,624.1	129,952.8	129,952.8		
Non-Resident Withholding	195,106.1	195,106.1					-	-		
Board Fees Withholding	1,500.0	1,500.0					-	-		
Withholding 3rd Parties - Rent / Lease	7,500.0	7,500.0					1,750.0	1,750.0	200.0	200.0
Withholding 3rd Parties - Professional Serv.	32,920.6	32,920.6					-	-		
Surface Rental	300,000.0	300,000.0		4,458.0	22,895.8	22,895.8	-	-	26,595.0	26,595.0
Minerals License Fees	-	-		-	-	-	-	-	-	-
Minerals License Fees - Class (A, B, C)	-	-		5,000.0	10,000.0	10,000.0	-	-	-	-
Minerals License Fees - Exploration	-	-	-	-	-	-	-	-	5,000.0	5,000.0
Minerals License Fees - Mining Concession	-	-	-	-	-	-	-	-	2,500.0	2,500.0
Export Tax	-	100.0					115.6	115.6		
EIA/Iron Ore: Industrial	1,000.0	1,000.0			2,500.0	2,500.0				
Other Administrative Fees	500,000.0	500,000.0	-	-			-	-		
Grand Total	6,492,415.3	6,492,515.3	-	9,458.0	62,739.9	62,739.9	407,563.6	407,563.6	43,459.7	43,459.7

Tax Kind	BHP BILLITON		BIG ROCK MINING COMPANY LTD		BROWN STONE INC		BUKON JEDEH		CHARIS MINERAL INC	
	Company	Agency	Company	Agency	Company	Agency	Company	Agency	Company	Agency
Signature Fees/Signing Bonus	7,500,000.0	7,500,000.0	-	-	-	-	-	-	-	-
Contri. via GOL to University Dept (UL etc.)	50,000.0	50,000.0	-	-	-	-	-	-	-	-
Annual Social Contri. (County & Comm.)	400,000.0	400,000.0	-	-	-	-	-	-	-	-
Import Levy	217,873.3	217,873.3	-	-	-	-	2,670.7	2,670.0	-	-
Excise Tax	15,104.9	15,104.9	-	-	-	-	-	-	-	-
GST	174,006.8	174,006.8	-	-	-	-	-	-	-	-
ECOWAS Trade Levy	34,920.9	34,926.9	-	942.9	-	-	4,155.0	4,155.0	-	-
Customs User Fees	242,805.3	242,805.3	-	1,414.4	-	-	12,464.9	12,464.9	-	-
Administrative fees	-	-	-	-	-	-	-	-	-	-
Admin Fees - Business Reg.	900.0	900.0	-	900.0	-	-	900.0	900.0	900.0	900.0
Admin Fees - Article of Incorp.	-	-	-	-	-	-	-	-	-	-
Admin Fees - Operational / Professional	57.9	57.9	-	57.9	-	-	57.9	57.9	-	-
Admin Fees - Vehicle Reg.	23,665.0	23,665.0	-	-	-	-	330.0	330.0	230.0	230.0
Admin Fees - Resident Permits	18,600.0	18,600.0	-	-	-	-	-	-	10.0	10.0
Admin Fees - Fire Certificate	-	-	-	-	-	-	-	-	-	-
Admin Fees - Work Permits	14,000.0	14,000.0	-	-	-	-	-	-	-	-
GOL Fines	870,881.2	870,881.2	-	349.0	-	-	-	-	-	-
Personal Income Withholding	1,232,790.7	1,232,790.7	-	-	-	-	16,254.2	16,254.2	-	-
Non-Resident Withholding	247,775.7	247,775.7	-	-	-	-	-	-	-	-
Board Fees Withholding	-	-	-	-	-	-	-	-	-	-
Withholding 3rd Parties - Rent / Lease	37,955.0	37,955.0	-	131.0	-	-	-	-	-	-
Withholding 3rd Parties - Tax Other	714,072.7	714,072.7	-	-	-	-	-	-	-	-
Surface Rental	91,260.5	91,260.5	-	-	-	-	76,738.4	76,738.4	-	-
Minerals License Fees - Dealer	-	-	-	-	25,000.0	25,000.0	-	-	26,500.0	26,500.0
Minerals License Fees - Exploration	10,383.6	10,383.6	-	-	-	-	15,000.0	15,000.0	-	-
Royalty	-	-	-	-	-	-	-	-	300.0	300.0
Mineral Devt & Research Fund	50,000.0	50,000.0	-	-	-	-	-	-	-	-
Export Tax	300.0	300.0	-	-	-	-	-	-	-	-
Reflog Fees	-	-	-	-	-	-	-	-	-	-
EIA Iron Ore: Industrial	2,000.0	2,000.0	-	-	-	-	5,000.0	5,000.0	-	-
Other Administrative Fees	100.0	100.0	-	-	-	-	-	-	-	-
Other Admin Fees - ID Cards/ LTA	3,350.0	3,350.0	-	-	-	-	-	-	-	-
Grand Total	11,952,803.3	11,952,809.4	-	3,795.2	25,000.0	25,000.0	133,571.1	133,570.4	27,940.0	27,940.0

Tax Kind	CHINA UNION INVESTMENT (BONG MINES)		CONSOLIDATED BROKERS' LICENSE		CONSOLIDATED CLASS B LICENSE		CONSOLIDATED CLASS C LICENSE		CONSOLIDATED GOLD DEALERS' LICENSE	
	Company	Agency	Company	Agency	Company	Agency	Company	Agency	Company	Agency
Signature Fees/Signing Bonus	-	-	-	-	-	-	-	-	-	-
Contri. via GOL to University Dept (UL etc.)	50,000.0	50,000.0								
Annual Social Contri. (County & Comm.)	3,500,000.0	3,500,000.0								
Corporate Profits Tax / Turnover Tax	-	-								
Import Levy	10,292.1	10,292.1								
Excise Tax	681.6	681.6								
GST	8,153.8	8,153.8								
ECOWAS Trade Levy	10,897.7	10,897.7								
Pre-Shipment / Dest. Inspection (GOL's share)	-	-								
Customs User Fees	40,719.5	40,719.5								
Administrative fees	-	-								
Admin Fees - Business Reg.	900.0	900.0								
Admin Fees - Article of Incorpor.	-	-								
Admin Fees - Operational / Professional	57.9	57.9								
Admin Fees - Vehicle Reg.	1,625.0	1,625.0								
Admin Fees - Resident Permits	1,500.0	1,500.0								
Admin Fees - Fire Certificate										
Admin Fees - Work Permits										
Dividends to GOL										
GOL Fines	30,819.6	30,819.6								
Personal Income Withholding	2,407.1	2,407.1								
Surface Rental	100,000.0	100,000.0	-	-	-	-	-	-	-	-
Minerals License Fees			-	-	-	-	-	-	-	-
Minerals License Fees - Class (A, B, C)			-	-	-	125,000.0	-	75,600.0	-	-
Minerals License Fees - Broker			-	78,000.0	-	-	-	-	-	-
Minerals License Fees - Dealer					-	-			-	120,000.0
Royalty	10,000,000.0	10,000,000.0								
Reflog Fees										
EIA/Iron Ore: Industrial	5,000.0	5,000.0								
Others*			-	-	-	-	-	-	-	-
Grand Total	13,763,054.3	13,763,054.3	-	78,000.0	-	125,000.0	-	75,600.0	-	120,000.0

Tax Kind	HAMANA INTERNATIONAL		HUMMINGBIRD RESOURCES		INTERNATIONAL BUSINESS EXCHANGE		INVESTMENT DEVELOPMENT		IRON RESOURCES	
	Company	Agency	Company	Agency	Company	Agency	Company	Agency	Company	Agency
Corporate Profits Tax / Turnover Tax			58,695.6	58,695.6						
Import Levy			66,518.9	66,518.9						
Excise Tax			354.9	354.9						
GST			23,394.5	23,394.5						
ECOWAS Trade Levy			5,951.4	5,951.4						
Customs User Fees			12,881.5	12,881.5						
Administrative fees	-	-	-	-					-	-
Admin Fees - Business Reg.	55.2	55.2	900.0	900.0					30,000.0	30,000.0
Admin Fees - Article of Incorp.	20.0	20.0	10.0	10.0					-	-
Admin Fees - Operational / Professional	57.9	57.9	57.9	57.9					5,000.0	5,000.0
Admin Fees - Vehicle Reg.	-	-	6,591.0	6,591.0						
Admin Fees - Resident Permits	-	-	7,475.0	7,475.0						
Admin Fees - Fire Certificate	-	-	300.0	300.0						
Admin Fees - Work Permits	-	-	16,000.0	16,000.0						
Dividends to GOL			-	-						
GOL Fines			12,668.8	12,668.8						
Personal Income Withholding			87,712.8	87,712.8						
Withholding 3rd Parties - Rent / Lease			4,000.0	4,000.0						
Surface Rental	-	-	181,388.5	181,388.5	41,975.0	41,975.0	45,117.4	45,117.4		
Minerals License Fees	-	-	-	-	-	-	-	-		
Minerals License Fees - Class (A, B, C)	-	-	-	-	10,000.0	10,000.0	5,000.0	5,000.0		
Minerals License Fees - Dealer	5,000.0	5,000.0	-	-	-	-	-	-		
Minerals License Fees - Exploration	-	-	35,000.0	35,000.0	-	-	-	-		
Royalty	15,924.8	15,924.8								
EIA/Iron Ore: Industrial									2,500.0	2,500.0
EIA/Gold: Class A			30,000.0	30,000.0						
Grand Total	21,057.9	21,057.9	549,900.8	549,900.8	51,975.0	51,975.0	50,117.4	50,117.4	37,500.0	37,500.0

Tax Kind	FINE MINERALS INTERNATIONAL		G-4 WAO		GLOBAL MINERAL INVESTMENT		GOLDEN MASS		GRYPHON MINERALS	
	Company	Agency	Company	Agency	Company	Agency	Company	Agency	Company	Agency
Admin Fees - Business Reg.					900.0	900.0	1,100.0	1,100.0	79,306.0	79,306.0
Admin Fees - Operational / Professional					57.9	57.9	115.9	115.9	10,000.0	10,000.0
Admin Fees - Vehicle Reg.					460.0	460.0	-	-	-	-
Admin Fees - Resident Permits					-	-	850.0	850.0	-	-
Admin Fees - Fire Certificate					-	-	8.3	8.3	-	-
Admin Fees - Work Permits					-	-	2,000.0	2,000.0	-	-
Surface Rental	15,584.3	15,584.3	-	1,800.0	19,905.5	19,905.5	-	-		
Minerals License Fees	-	-	-	-	-	-	-	-		
Minerals License Fees - Class (A, B, C)	5,000.0	5,000.0	-	5,000.0	5,000.0	5,000.0	5,000.0	5,000.0		
Minerals License Fees - Dealer	-	-	-	-	20,000.0	20,000.0	-	-		
Royalty			-	-			128,488.5	128,488.5		
Others*	-	-	-	-					-	-
Grand Total	20,584.3	20,584.3	-	6,800.0	46,323.4	46,323.4	137,562.6	137,562.6	89,306.0	89,306.0

	KBL LIBERIA MINING COMPANY LTD		KONBLO BUMI INC		LIBERIA TAILINGS INC		M & G INFINITY		MASSA INVESTMENT	
Tax Kind	Company	Agency	Company	Agency	Company	Agency	Company	Agency	Company	Agency
Corporate Profits Tax / Turnover Tax	1,583.0	1,583.0								
Import Levy	2,092.4	2,092.4	32,684.9	32,684.9						
GST	2,532.9	2,532.9	14,833.2	14,833.2						
ECOWAS Trade Levy	3,022.0	3,022.0	10,054.1	10,054.1						
Customs User Fees	4,968.6	4,968.6	23,057.4	23,057.4						
Admin Fees - Business Reg.	55.2	55.2	-	-			-	-	266.0	55.2
Admin Fees - Article of Incorp.	10.0	10.0					-	-	-	-
Admin Fees - Operational / Professional	57.9	57.9					-	-	57.9	57.9
Admin Fees - Vehicle Reg.	1,020.0	1,020.0	6,209.0	6,209.0			230.0	-	-	-
Admin Fees - Resident Permits	2,150.0	2,150.0	925.0	925.0			-	-	-	-
Admin Fees - Work Permits	4,000.0	4,000.0	-	-			-	-	-	-
GOL Fines	3,935.0	3,935.0	20,106.6	20,106.6					6.9	6.9
Personal Income Withholding	7,510.5	7,510.5	152,118.7	152,118.7						
Withholding 3rd Parties - Rent / Lease			9,780.1	9,780.1						
Withholding 3rd Parties - Tax Other			455.0	455.0						
Surface Rental			202,538.6	202,538.6	-	-	-	-		
Minerals License Fees	-	-	-	-	-	-	-	-	-	-
Minerals License Fees - Class (A, B, C)	20,000.0	20,000.0	30,000.0	30,000.0	-	-	-	-	-	-
Minerals License Fees - Broker	-	-	-	-	-	-	3,000.0	-	-	-
Minerals License Fees - Dealer			-	-	-	-	5,000.0	-	30,250.0	30,250.0
Minerals License Fees - Exploration			40,000.0	40,000.0	-	-	-	-	-	-
Minerals License Fees - Mining Concession			-	-	-	10,000.0	-	-	-	-
Royalty			14,529.2	14,529.2			3,515.2	-	1,072.0	1,072.0
EIA Iron Ore: Industrial					-	2,500.0	-	2,500.0		
Grand Total	52,937.3	52,937.3	557,291.6	557,291.6	-	12,500.0	11,745.2	2,500.0	31,652.9	31,442.0

	FINE MINERALS INTERNATIONAL		G-4 WAO		GLOBAL MINERAL INVESTMENT		GOLDEN MASS		GRYPHON MINERALS	
Tax Kind	Company	Agency	Company	Agency	Company	Agency	Company	Agency	Company	Agency
Admin Fees - Business Reg.					900.0	900.0	1,100.0	1,100.0	79,306.0	79,306.0
Admin Fees - Operational / Professional					57.9	57.9	115.9	115.9	10,000.0	10,000.0
Admin Fees - Vehicle Reg.					460.0	460.0	-	-	-	-
Admin Fees - Resident Permits					-	-	850.0	850.0	-	-
Admin Fees - Fire Certificate					-	-	8.3	8.3	-	-
Admin Fees - Work Permits					-	-	2,000.0	2,000.0	-	-
Surface Rental	15,584.3	15,584.3	-	1,800.0	19,905.5	19,905.5	-	-		
Minerals License Fees - Class (A, B, C)	5,000.0	5,000.0	-	5,000.0	5,000.0	5,000.0	5,000.0	5,000.0		
Minerals License Fees - Dealer	-	-	-	-	20,000.0	20,000.0	-	-		
Royalty			-	-			128,488.5	128,488.5		
Grand Total	20,584.3	20,584.3	-	6,800.0	46,323.4	46,323.4	137,562.6	137,562.6	89,306.0	89,306.0

Tax Kind	KBL LIBERIA MINING COMPANY LTD		KONBLO BUMI INC		LIBERIA TAILINGS INC		M & G INFINITY		MASSA INVESTMENT	
	Company	Agency	Company	Agency	Company	Agency	Company	Agency	Company	Agency
Corporate Profits Tax / Turnover Tax	1,583.0	1,583.0								
Import Levy	2,092.4	2,092.4	32,684.9	32,684.9						
GST	2,532.9	2,532.9	14,833.2	14,833.2						
ECOWAS Trade Levy	3,022.0	3,022.0	10,054.1	10,054.1						
Customs User Fees	4,968.6	4,968.6	23,057.4	23,057.4						
Admin Fees - Business Reg.	55.2	55.2	-	-			-	-	266.0	55.2
Admin Fees - Article of Incorp.	10.0	10.0					-	-	-	-
Admin Fees - Operational / Professional	57.9	57.9					-	-	57.9	57.9
Admin Fees - Vehicle Reg.	1,020.0	1,020.0	6,209.0	6,209.0			230.0	-	-	-
Admin Fees - Resident Permits	2,150.0	2,150.0	925.0	925.0			-	-	-	-
Admin Fees - Work Permits	4,000.0	4,000.0	-	-			-	-	-	-
GOL Fines	3,935.0	3,935.0	20,106.6	20,106.6					6.9	6.9
Personal Income Withholding	7,510.5	7,510.5	152,118.7	152,118.7						
Withholding 3rd Parties - Rent / Lease			9,780.1	9,780.1						
Withholding 3rd Parties - Tax Other			455.0	455.0						
Surface Rental			202,538.6	202,538.6	-	-	-	-		
Minerals License Fees	-	-	-	-	-	-	-	-	-	-
Minerals License Fees - Class (A, B, C)	20,000.0	20,000.0	30,000.0	30,000.0	-	-	-	-	-	-
Minerals License Fees - Broker	-	-	-	-	-	-	3,000.0	-	-	-
Minerals License Fees - Dealer			-	-	-	-	5,000.0	-	30,250.0	30,250.0
Minerals License Fees - Exploration			40,000.0	40,000.0	-	-	-	-	-	-
Minerals License Fees - Mining Concession			-	-	-	10,000.0	-	-	-	-
Royalty			14,529.2	14,529.2			3,515.2	-	1,072.0	1,072.0
EIA Iron Ore: Industrial					-	2,500.0	-	2,500.0		
Grand Total	52,937.3	52,937.3	557,291.6	557,291.6	-	12,500.0	11,745.2	2,500.0	31,652.9	31,442.0

Tax Kind	CONSOLIDATED PROSPECTING LICENSE		CONSOR		CONTACT INTERNATIONAL		DAMAKA MINING		ESTMOR GOLD MINING	
	Company	Agency	Company	Agency	Company	Agency	Company	Agency	Company	Agency
Admin Fees - Business Reg.			900.0	900.0			-	57.9	-	900.0
Admin Fees - Article of Incorp.			10.0	10.0			-	-	-	-
Admin Fees - Operational / Professional			57.9	57.9			-	-	-	57.9
Personal Income Withholding									-	90.0
Surface Rental	-	-	-	-					-	3,600.0
Minerals License Fees - Class (A, B, C)	-	4,625.0	-	-					-	-
Minerals License Fees - Broker	-	-	-	-					-	-
Minerals License Fees - Dealer	-	-	5,000.0	-					-	-
Minerals License Fees - Mining Concession			-	-					-	5,000.0
Storage Tariff					-	687.5				
Auxiliary Rates					-	3,065.0				
Grand Total	-	4,625.0	5,967.9	967.9	-	3,752.5	-	57.9	-	9,647.9



Tax Kind	SUPERIOR MINERAL RESOURCES		TASK INVESTMENT		THACKETT MINING		THE DIAMOND STAR PLUS		TRADE RIGHT	
	Company	Agency	Company	Agency	Company	Agency	Company	Agency	Company	Agency
Admin Fees - Business Reg.			900.0	900.0	450.0	450.0	900.0	900.0		
Admin Fees - Article of Incorpor.			20.0	20.0	-	-	-	-		
Admin Fees - Operational / Professional			57.9	57.9	57.9	57.9	57.9	57.9		
Admin Fees - Vehicle Reg.			-	-	100.0	100.0	-	-		
Admin Fees - Resident Permits			1,500.0	1,500.0	250.0	250.0	-	-		
Admin Fees - Work Permits			-	-	1,000.0	1,000.0	-	-		
Personal Income Withholding					4,300.1	4,300.1				
Surface Rental	27,425.0	27,425.0	-	-	34,776.0	34,776.0			-	-
Minerals License Fees	-	-	-	-	-	-	-	-	-	-
Minerals License Fees - Class (A, B, C)	5,000.0	5,000.0	-	-	10,000.0	10,000.0	-	-	-	-
Minerals License Fees - Broker	-	-	-	-	-	-	1,500.0	1,500.0	-	-
Minerals License Fees - Dealer	-	-	25,000.0	25,000.0	-	-	25,000.0	25,000.0	5,000.0	5,000.0
Royalty							6,057.7	6,057.7		
EIA:Gold: Class A					5,000.0	5,000.0				
EIA:Diamond: Class A					20,500.0	20,500.0				
Grand Total	32,425.0	32,425.0	27,477.9	27,477.9	76,434.0	76,434.0	33,515.6	33,515.6	5,000.0	5,000.0

Tax Kind	TRECO MINING		VBG-VALE BSGR LIBERIA LTD		VOILA INTERNATIONAL		WEST AFRICA GOLD AND DIAMOND		WEST AFRICAN RESOURCES	
	Company	Agency	Company	Agency	Company	Agency	Company	Agency	Company	Agency
Signature Fees/Signing Bonus	723.1	723.1	-	-					-	-
Contri. via GOL to University Dept (UL etc)	100.0	100.0							-	-
Annual Social Contri. (County & Comm.)	1,228.8	1,228.8							-	-
Corporate Profits Tax / Turnover Tax	76.2	76.2								
Admin Fees - Business Reg.	-	-	76,150.0	76,150.0			-	-		
Admin Fees - Operational / Professional	1,615.0	1,615.0	15,000.0	15,000.0			-	-		
Admin Fees - Fire Certificate	6.9	6.9	-	-			-	-		
Admin Fees - Work Permits	-	-	-	-			1,250.0	1,250.0		
Dividends to GOL	1,523.1	1,523.1					-	-		
GOL Fines	3,787.2	3,787.2					-	-		
Personal Income Withholding							655.0	655.0		
Surface Rental	17,400.0	17,400.0			64,904.5	64,904.5	-	-	45,201.0	45,201.0
Minerals License Fees	-	-			-	-	-	-	-	-
Minerals License Fees - Class (A, B, C)	31,500.0	31,500.0			10,000.0	10,000.0	-	-	10,000.0	10,000.0
Minerals License Fees - Dealer					-	-	25,000.0	25,000.0	-	-
Minerals License Fees - Exploration	5,000.0	5,000.0			-	-	-	-	-	-
Royalty	3,457.5	3,457.5					63,274.0	63,274.0	-	-
Grand Total	66,417.8	66,417.8	91,150.0	91,150.0	74,904.5	74,904.5	90,179.0	90,179.0	55,201.0	55,201.0

Tax Kind	WEST PEAK IRON		WESTERN CLUSTER LIMITED		WINESTOCK DEVELOPMENT		YOUSSEF DIAMOND	
	Company	Agency	Company	Agency	Company	Agency	Company	Agency
Import Levy							22,143.7	22,143.7
Excise Tax							101.9	101.9
GST							4,775.0	4,775.0
ECOWAS Trade Levy							11,720.2	11,720.2
Customs User Fees			-	-			22,981.5	22,981.5
Admin Fees - Business Reg.	9000	9000	9000	-			9000	9000
Admin Fees - Article of Incorpor.	200	200	-	-				
Admin Fees - Operational / Professional	-	-	57.9	-			57.9	57.9
Admin Fees - Vehicle Reg.			-	-			6200	6200
Admin Fees - Resident Permits			-	-			1,3000	1,3000
Admin Fees - Work Permits			-	-			1,0000	1,0000
GOL Fines							2250	2250
Personal Income Withholding							11,397.5	11,397.5
Surface Rental	112,663.4	112,663.9	-	-	30,740.3	30,740.3	98,452.5	98,452.5
Minerals License Fees	-	-			-	-	30,000.0	30,000.0
Minerals License Fees - Class (A, B, C)	-	-			15,000.0	15,000.0	10,000.0	10,000.0
Minerals License Fees - Exploration	10,000.0	10,000.0					5,000.0	5,000.0
Other Administrative Fees			-	-	-	-	5,000.0	5,000.0
Others*	-	-	-	-	-	-		
Grand Total	123,583.4	123,583.9	957.9	-	45,740.3	45,740.3	225,675.2	225,675.2

## PART 2-2: REVENUE TRACKING SCHEDULE

COMPANY	AMOUNT PAID BY COMPANY	AGENCY	AMOUNT RECEIVED BY AGENCY	BENEFICIARY	AMOUNT DISBURSED TO BENEFICIARY
China Union		Ministry of Finance /DFC	3,500,000.00	Bong	1,750,000.00
				Margibi	875,000.00
				Montserrado	875,000.00
				Total	3,500,000.00
BMC Scraps	331,000.00	Ministry of Finance/SDF	331,000.00	Bong	331,000.00
China Union	150,000.00	MoF/SDF/UL	150,000.00	Bong	50,000.00
				Margibi	50,000.00
				Montserrado	50,000.00
				Total	150,000.00
Arcelor Mittal	3,000,000.00	Ministry of Finance	3,000,000.00	Bong	500,000.00
				Grand Bassa	1,000,000.00
				Nimba	1,500,000.00
				Total	3,000,000.00
BHP Billiton*	400,000.00	Ministry of Finance	400,000.00	Bong	133,333.00
				Grand Bassa	133,333.00
				Nimba	133,334.00
				Total	400,000.00
African Petroleum	300,000.00	Ministry of finance	200,000.00	Sinoe	150,000.00
				Grand Kru	50,000.00
				Total	200,000.00
Note: The difference of US\$100,000.00 resulted from MoF records indicating receipt of US\$200,000 from NOCAL					
African Petroleum	934,071.60	NOCAL	934,071.60	University of Liberia	150,000.00
				Surface Rental	214,071.60
				Total	364,071.60
Note: The difference of US\$570,000.00 was used as follows: Annual Training (200,000), Hydrocarbon Development (250,000) and Attendance Fee (120,000)					
Anadarko	700,000.00	Ministry of Finance	700,000.00	River Cess	250,000.00
				Montserrado	150,000.00
				Cape Mount	300,000.00
				Total	700,000.00
Anadarko	2,223,850.00	NOCAL	2,223,850.00	University of Liberia	375,000.00
				Lands, Mines & Energy	200,000.00
				Surface Rental	430,850.00
				Total	1,005,850.00
Note: The difference of US\$1,218,000.00 was used for Annual Training (550,000), Hydrocarbon Development (625,000) and Attendance fee (43,000)					
Anadarko	156,875.00	LMA	156,875.00	Mobile Drilling Unit	100,000.00
				Permit for Vessel Crew	12,750.00
				Casualty Investigation Fees	33,775.00
				Reflogging	10,350.00
				Total	156,875.00
Peppercoast (Broadway)	448,750.00	NOCAL	448,750.00	University of Liberia	75,000.00
				Social Development Fund	150,000.00
				Surface Rental	123,750.00
				Total	348,750.00
Note: The difference of US\$100,000.00 was used for Annual Training x					
Grand Total	12,144,546.60		12,044,546.60		10,156,546.60

## PART 2-3: AMOUNT DUE SCHEDULE

NO.	NAME OF COMPANY	TIN	COMPANY	AGENCY (FDA)	RECONCILER COMPUTATION	COMPANY VS AGENCY	AGENCY VS RECONCILER	COMPANY VS RECONCILER
			A	B	C	D=A-B	E=B-C	F=A-C
			USD	USD	USD	USD	USD	USD
1	Akewa Group of Companies	418307005	33,250.00	33,250.00	33,250.00	-	-	-
2	Alpha Logging & Wood Company	406805000	1,000.00	1,497,462.00	1,497,462.00	-1,496,462.00	-	-1,496,462.00
3	Atlantic Resources Limited	413236002	-	1,361,521.60	1,361,521.60	-1,361,521.60	-	-1,361,521.60
4	B&V Timber Company	407339002	-	181,850.00	251,800.00	-181,850.00	-69,950.00	-251,800.00
5	Bargor & Bargor Enterprise Inc	404141007	-	16,800.00	1,497,462.00	-16,800.00	-1,480,662.00	-1,497,462.00
6	Bassa Logging & Timber	407125002	52,250.00	117,000.00	58,250.00	-64,750.00	58,750.00	-6,000.00
7	El&J Enterprise	406835006	-	433,900.72	433,900.72	-433,900.72	-	-433,900.72
8	Euro Liberia Logging	405275007	-	3,235,292.50	3,235,292.50	-3,235,292.50	-	-3,235,292.50
9	Geblo Logging Inc	406824004	-	1,742,924.50	1,742,924.50	-1,742,924.50	-	-1,742,924.50
10	International Consultant Capital	406823008	-	3,483,450.50	3,484,175.50	-3,483,450.50	-725	-3,484,175.50
11	Liberia Tree and Trading Company	407027019	650	149,435.00	719,425.40	-148,785.00	-569,990.40	-718,775.40
12	Sun Yeun Corporation	409920004	162,500.00	354,000.00	177,000.00	-191,500.00	177,000.00	-14,500.00
13	Tarpeh Timber Corporation	407034007	25,000.00	64,500.00	32,250.00	-39,500.00	32,250.00	-7,250.00
14	Thunder Bird International Liberia	400419019	-	17,250.00	17,250.00	-17,250.00	-	-17,250.00
TOTAL			274,650.00	12,688,636.82	14,541,964.22	(12,413,986.80)	(1,849,327.40)	(14,267,314.22)

## PART 2-4: IN-KIND CONTRIBUTION SCHEDULES

OIL				
Africa Petroleum Limited				
	RECEIPT	QUANTITY	DESCRIPTION	MARKET VALUE
Others*				
University of Liberia Furniture	University of Liberia		Desk/Table/Chairs/Carpet	3,100
Sub total				3,100
National Oil Company of Liberia				
Youth Support Services	Ministry of Justice			250,000
Resettlement				
Low Cost Housing	Housing Authority			431,500
	Lands Mines & Energy			17,000
Sub total				698,500
TOTAL OIL				\$701,600
FORESTRY				
Burglar & Vincent Timber Company				
Road Construction				70,000
Market Building Construction				1,000
Education Scholarships				2,000
Water and Sanitation				1,000
Youth Support Services				4,000
TOTAL				78,000
GRAND TOTAL				12,551,622

MINING				
CHINA UNION BONG MINES				
TYPE OF CONTRIBUTION	RECEIPT	QUANTITY	DESCRIPTION	MARKET VALUE
Road Rehabilitation				
Road renovation from Bong Mines to Hendy		11.4km	Road renovation from Bong Mines to Hendy	63,840
Road renovation from Bong Mines to Kakata		30km	Road renovation from Bong Mines to Kakata, which has invested \$ 5,583,000 until June 2011	5,583,000
Sub total				5,646,840
YOUSEEF DIAMOND MINNING COMPANY				
Road Construction	CAMP ISRAEL 5050	3	Contruction	100
Road Rehabilitation	Camp alpha	1	Rehabilitation	75,000
School Construction	Camp Isael	1	Contruction	50,000
School Supplies	Camp Alpha School	1	Supplier	3,000
Water and Sanitation	Camp Isael soso como	2		7,500
Sub total				135,600
BHP BILLITON				
Water and Sanitation	Geo Fantro Communities	9	Hand pump repairs construction	16,705
Youth Support Services	Lonestar National Team & Nimba Sports association		Financial contribution (70k Lonestar; 9,318 Nimba)	79,318
Others*	Communities in Totpo Kitoma		Notebooks	345
	Modern Activity		Production of Investment guide to Liberia	7,908
	Capacity Building		LEITI, NEC, EPA	26,327
	Liberia Marathon Trust		Title sponsorship for Liberia Marathon	40,000
Sub total				170,603
HUMMING BIRD RESOURCES LIMITED				
School Supplies	Touzon Town		Book Delivery	500
Water and Sanitation	Various	10	Uni Sponsorship	1,914
Youth Support Services	Money Camp	2	Well & Latrine Build	3,500
Resettlement	Sinoe County Football Team		Tournament Sponsorship	5,000
Transportation of Goods	Touzon Town	1 Truck Load	Zinc	500
Equipment Use	Greenville	2 days	Bulldozer	1,900
Sub total				13,314
HARD ROCK CRUSHER INC				
Road Construction	Duazon	286cm		15,730
School Construction	Duazon Community			68,000
Education Scholarships	Employees Community			2,250
Water and Sanitation	10 grand pumps			11,000
Youth Support Services	Football team - Duazon spandsar			1,100
Others*	Royalties - for land lords			3,157
	And Duazon community			3,185
Sub total				104,422
KBL LIBERIA MINING				
Road Rehabilitation	Jene-Wonde/Bangoma	10Mile Road	Rehabilitation	25,000
School Rehabilitation	Bangoma		Cash, Books	5,000
Clinic/Hospital Costruction	Bangoma	1 Unit	Building	20,000
Youth support services	Bangoma		Jersey/Football	
Others*	Bangoma		Development Fund	3,000
Sub total				53,000
TOTAL MINING				\$5,988,179

AGRICULTURE				
Firestone				
	RECEIPIENT	QUANTITY	DESCRIPTION	MARKET VALUE
				USD
Road Rehabilitation	Plantation	200 miles	Estates Roads	590,610
School Rehabilitation	Employees' children/Dependants	4	various locations	1,792,459
Clinic / Hospital Supplies	Company Health Centers	Various	Firestone Area	1,768,392
Market Building Rehabilitation	Community Dwellers	1	Du-Side Market	2,495
Education Scholarships	Liberian Students	83	Full (100%)	150,336
Water and Sanitation		11		1,306,799
Children Surgery International (CSI)	All assesed children with specified health conditions from Liberia & West Africa	Various		60,685
Adult Literacy Program	Community Dwellers	Various		35,000
School of the Blind				1,200
Contribution to religeous, court and other operations	Various Personnel	Various	Contribution to community	23,585
Community & FSLB Radio stations	Radio Paeace & 89.5			52,282
TOTAL				5,783,843

# LIST OF COMPANIES THAT SUBMITTED REPORT

## AGRICULTURE SECTOR

1. Buchanan Renewable
2. Cavalla Rubber Corporation
3. Firestone Liberia Inc
4. Golden Veroleum
5. Liberia Agriculture Company
6. Liberia Forest Products
7. Libinc Oil Palm Inc.
8. Morris American Rubber Company
9. Salala Rubber Corporation
10. Sime Darby
11. The Liberia Company

## FORESTRY SECTOR

1. Akewa Group of Companies
2. Alpha Logging & Wood Company
3. Atlantic Resources Limited
4. B&V Timber Company
5. Bargar & Bargo Enterprise
6. Bassa Logging Company
7. Ecotimbers Liberia Limited
8. Ecowood Inc.
9. EJ&J Enterprise
10. Euro Liberia Logging
11. Geblo Inc.
12. Global Logging Company
13. International Consultant Capital
14. Liberia Tree and Trading Company
15. Mandra Liberia
16. Sun Yeun Logging Corporation
17. Tarpeh Timber Corporation

## OIL SECTOR

1. African Petroleum
2. Anadarko Liberia
3. Anadarko Liberia Block 10
4. Chevron B
5. Chevron C
6. Chevron D
7. Chevron Liberia
8. National Oil Company
9. Oranto
10. Pepper Coast

## MINING SECTOR

1. Afric Diam Company
2. Afro Minerals Inc.
3. Amlib United Minerals Ltd.
4. Arcelor Mittal
5. Bea Mountain Corporation
6. Belle Resources Ltd/
7. BHP Billiton (Liberia) Inc.
8. Bukon Jedeh Resources Inc.
9. Golden Mass
10. Hamana International
11. Hummingbird Resources Ltd
12. KBI Liberia Mining Company
13. Konblo Bomi Inc.
14. Massa Investment Corporation
15. Pedra Mining
16. Planet Minerals Limited
17. Putu Iron Mining Company
18. Royal Company Limited
19. Sinoe Exploration Limited
20. Star Diamond Company
21. The Diamond Star Plus
22. Trade Right
23. West Africa Gold And Diamond
24. West Peak Iron Ltd
25. Youssef Diamond Mining Company

# COMPANIES THAT DID NOT SUBMIT REPORT

## MINING SECTOR

1. A.D.M.T (Liberia)
2. African Gold Mining (Liberia) Ltd
3. Almetev Liberia Limited
4. Archean Gold
5. Ascension Resources Corp.
6. Bailey Group of Companies
7. Barclay Trading Enterprise
8. BAU-TON Inc.
9. Big Rock Mining Company Inc.
10. Black Sand Mining Company
11. Brown Stone INC
12. Butraco Inc.
13. Campbell Enterprise
14. Charis Mineral
15. China Heman International Corporation
16. Contact International Clearing Agency
17. Damaka Mining
18. Dapi Mining Corporation
19. Estmor Gold Mining Company
20. FCE Corporation International
21. Fine Minerals International
22. G-4 WAO
23. Global Mineral Investment LLC
24. Gryphon Minerals Limited
25. H & W Trading Inc.
26. Indo-Africa Trading Company
27. Investment Development Corporation
28. Iron Resources Limited
29. Liberia Tailing Incorporated
30. Nyah Bartee Corporation
31. Pan Liberia Resource De
32. Rod Trading Inc.
33. Shankil resources
34. Solomon Resource Corporation
35. Southern Cross Investment Limited
36. Spri Group Limited
37. Superior Mineral Resources Inc.
38. Task International Ltd
39. Thackett Mining Inc.
40. The Liberian Group
41. Treco Mining Company
42. VBG-VALE BSGR Liberia Limited

43. Voila International Inc.
44. West African Resources (Lib.) Corp. Limited
45. Winestock Dem Liberia Corp.

## FORESTRY SECTOR

1. Geblo Inc
2. Global Logging Company
3. New Liberia Resources International Inc.
4. Thunderbird Intl. Lib



## LIST OF COMPANIES WITHOUT ATTESTATION BY COMPANY HEAD/AUTHORIZED PERSONNEL

NO.	COMPANY	SECTOR	LICENSE
1	West Peak Iron Limited	Mining	Exploration
2	Middle Island Resources	Mining	Exploration
3	Cavalla Rubber Corporation	Agriculture	Concession
4	Firestone Liberia Inc	Agriculture	Concession
5	Liberia Agricultural Company	Agriculture	Concession
6	Sinoe Exploration	Mining	Exploration
7	Hummingbird Resources	Mining	Exploration
8	Western Cluster	Mining	Exploration
9	K-Mark Indo Liberia Ltd	Mining	Exploration
10	International Capital Consultant	Forestry	FMC
11	EJ & J Investment Corporation	Forestry	FMC
12	Euro Liberia Logging	Forestry	FMC

## LIST OF COMPANIES WITHOUT EXTERNAL AUDITOR ATTESTATION

NO.	COMPANY	SECTOR	LICENSE
1	China Union	Mining	Exploration
2	Planet Minerals	Mining	Exploration
3	Middle Island	Mining	Exploration
4	International Capital Consultant	Forestry	FMC
5	EJ & J Investment Corporation	Forestry	FMC
6	Cavalla Rubber Corporation	Agriculture	Concession
7	The Liberia Company	Agriculture	Concession
8	Chevron	Oil	Hydrocarbon Exploration

## LIST OF COMPANIES WITHOUT ATTESTATION BY LICPA CERTIFIED AUDITOR

NO.	COMPANY	SECTOR	LICENSE	EXTERNAL AUDITOR
1	K-Mark Indo Liberia Ltd.	Mining	Exploration	Nimely and Associates Inc.
2	Youssef Diamond Mining Company	Mining	Exploration	Morgan and Farhand Firm
3	KBL Liberia Mining	Mining	Exploration	Associated Business Management CPA
4	Euro Liberia Logging	Forestry	FMC	Nimely and Associates Inc.
5	Sun Yeun Corporation	Forestry	TSC	Nimely and Associates Inc.
6	Alpha Logging and Wood Processing	Forestry	FMC	DAFCUM Incorporation

## LIST OF GOVERNMENT AGENCIES THAT DID NOT SUBMIT REPORT

NO.	GOVERNMENT OF LIBERIA
1	Ministry of Agriculture
2	Liberia Civil Aviation Authority



**Published by the LEITI Secretariat**

Old Budget Bureau Building  
Redemption Road, Capitol Hill  
Adjacent Executive Mansion  
Monrovia, Liberia  
P. O. Box 4074  
1000 Monrovia 10, Liberia  
Email: [info@leiti.org.lr](mailto:info@leiti.org.lr)  
Website: [www.leiti.org.lr](http://www.leiti.org.lr)  
Telephone: +231 020 200 2356