

ACRONYMS USED

Acronyms Used	Meaning
AG	Auditor General
CBL	Central Bank of Liberia
EITI	Extractive Industries Transparency Initiative
EPA	Environmental Protection Agencies
FDA	Forestry Development Authority
GAC	General Auditing Commission
GoL	Government of Liberia
LCAA	Liberia Civil Aviation Authority
LEITI	Liberia Extractive Industries Transparency Initiative
LMA	Liberia Maritime Authority
MIA	Ministry of Internal Affairs
MLME	Ministry of Lands, Mines and Energy
MoA	Ministry of Agriculture
MoF	Ministry of Finance
MSG	Multi stakeholders Steering Group
NBSTB	National Benefit Sharing Trust Board
NOCAL	National Oil Company of Liberia
NPA	National Port Authority
SDF	Social Development Fund

Table of Contents

Executive Summary	4
Main Findings	
1 The Narrative	5
1.2 Background	6
1.3 Annual EITI Report	6
1.4 Analysis of Data	7
1.5 Unresolved Discrepancies	13
1.6 GAC Comments	13
1.7 Implementation	13
2.1 Payment Reconciliation Schedule	14
2.2 Revenue Tracking Schedule	47
2.3 Amount Due Schedule	47
2.4 In-Kind Contribution Schedule	47
Other Relevant Lists and Tables	53-56

EXECUTIVE SUMMARY AND MAIN FINDINGS

This report covers the fiscal year July 1, 2011 to June 30, 2012 and summarizes key findings, recommendations and observations of the extractive sector's contribution to the overall Liberian economy; fixed component of amounts due; amount paid and revenue tracking processes between the Government of Liberia and all mining, oil, agriculture and forestry companies engaged in the exploration and exploitation of the country's extractive and other natural resources. It further provides information on in-kind contributions made by the companies to communities, organizations and institutions out of their contractual obligations.

MAIN FINDINGS:

1. Only fourteen (14) out of a total of 184 registered companies submitted data on employment, export and revenue to the Reconciler.
2. There was an increase in the total number of companies registered with the LEITI, from 111 in the 4th Report to 148 in the 5th Report, translating to a 33% increment.
3. Payments templates for from individual Small Scale Miners and Pit Sawyers below the reconciliation threshold were not obtained directly from them. However, the total of US\$756,950 for small scale miners and US\$68,179 for pit sawyers (mainly from chainsaw lumber fees and export collections) were consolidated and presented by the Ministry of Finance and FDA respectively. These amounts were therefore not reconciled.
4. Apart from the mining sector which saw an increase in the submission rate to 50% from 43% in the 4th Report and 44% in the 3rd Report, the forestry and agriculture sectors experienced a drop in their submission rates. The Oil sector has over the last three reporting periods maintained a 100% submission rate.
5. The forestry sector has seen a consistent drop in submission rate from 90% in the 3rd Report to 80% and 50% in the 4th and 4th Reports respectively. The decreasing rate of submission is due to the increased number of participating companies and a number of companies that are below the sector threshold which are not required to submit templates.
6. The agriculture sector has been unstable with submission rate from 86% in the 3rd Report to 100% in the 4th Report and subsequently 77% in the 5th Report. It should however be noted that the three (3) companies that did not submit templates in the agriculture sector were considered as registered extractive companies that are yet to engage in direct extractive activities. Template submission is therefore not a mandatory requirement for them.
7. In the Payment Reconciliation section of the Report, the total of US\$110,146,657 was received from the extractive sectors by the Government of Liberia for the period under review. This amount shows a net difference of US\$9,336,838 or 8%. This amount is made up of US\$825,129 payments from small scale miners and pit sawyers, US\$87,113 from companies below the threshold and US\$6,741,606 unreconciled difference from companies not in the LEITI's database or registered businesses not yet engaged in direct extractive activities. A net difference of US\$1,925,394 (2%) of the total receipts from companies within the threshold also remained unreconciled.
8. Other Agencies, apart from the MoF, received a total amount of US\$1,873,564 from extractive companies in the year under review. These receipts were not reconciled since the Agencies do not issue flag receipts upon receiving funds.
9. The amount of US\$18,755,710 was reported as paid by the Companies to the various Agencies as a consequence of payment directly allocated in the various contracts as social contributions by extractive companies. The Agencies however reported receiving US\$18,944,946. The difference of US\$189,236 arose because, while NOCAL reported a payment of 1,160,764, the MoF reported receiving US\$1,350,000. Of the total received, a sum of US\$16,611,667 was disbursed, leaving a balance of US\$2,333,279.
10. The extractive companies were required to disclose non contractual in-kind contributions and corporate social responsibility initiatives that they have undertaken during the 2011/2012 fiscal year. The companies were also required to disclose the estimated dollar value of such contributions on the templates submitted. However, the MSG reached an agreement not to include such amounts in the Report as they were not being verified as part of this exercise and therefore could not be authenticated.

11. The Reconciler's independent review of the fixed components of amounts due to be paid by companies to the government for the fiscal year 2011/2012 amounted to US\$31,588,894. The Companies however disclosed US\$33,030,421 as the amounts due while the Agencies disclosed US\$17,627,411. There was no disclosure of amounts due for the agriculture sector because all the tax components were variable.
12. Nine (9) Agencies of the Government, namely, Environmental Protection Agency (EPA), Forestry Development Authority (FDA), Liberia Civil Aviation Authority (LCAA), Liberia Maritime Authority (LMA), Ministry of Agriculture (MoA), Ministry of Finance (MoF), Ministry of Lands, Mines and Energy (MLME), National Oil Company of Liberia (NOCAL), and National Port Authority (NPA) submitted templates for the 2011/2012 reconciliation report as against seven (7), that is, MoF, MLME, NOCAL, FDA, NPA, EPA and LMA which submitted templates in 2010/2011 for the 4th Reconciliation Report. The increased in participation from agencies was due to extensive publicity of the reconciliation process by LEITI which enhanced greater awareness amongst Government Agencies on their roles.

RECOMMENDATION:

Based on the above findings amongst others, the following were recommended:

- A production audit across all sectors is required to help determine the amounts that ought to be paid so as improve the data collection process. This will be enhanced when the GoL monitoring ministries and agencies put in place mechanisms to facilitate comprehensive documentation of amount due from the companies in any given fiscal year.
- Sanctions must be brought against companies that did not submit templates and those that submitted without the required attestations and sign-offs.
- Companies participating in the exercise should always adhere to the instructions and guidance provided by the Reconciler at the workshop that precedes the submission of information.
- Common reporting software should be developed and made accessible to all Agencies and LEITI so that information can be assessed at all times by all authorized stakeholders.

PART- I: THE NARRATIVE

1.1 INTRODUCTION

This document summarizes the Fifth EITI Reconciliation Report for Liberia on payments the GoL received from the extractive companies operating in the mining, oil, forestry and agriculture sectors and the GoL receipts of revenues from these companies. The objective of the LEITI Report is to reconcile revenues from all extractive companies and track the use of those revenues by the Government of Liberia where possible. This reconciliation exercise for the year under review focuses on payments, fixed amount due and amount paid reconciliations; revenue tracking; in-kind contributions from companies to communities for development; assessment of the extractive sector's contribution and size to the GDP of the Liberian's economy, as well as other key areas such as the sectors' contributions to total exports, and employment. The LEITI reconciliation report serves as a valuable reference document for the Government and people of Liberia as well as the global community, describing financial benefits accrued from the four sectors covered by the LEITI during the year under review; helping the country recognize the positive contribution that the forestry, agriculture, mining and oil resources are making to the economic and social development of Liberia; and meeting a partial fulfilment of the requirements of the EITI International framework Liberia subscribed to.

1.2 BACKGROUND

The Fifth Reconciliation Report for Liberia covers the fiscal year July 1, 2011 to June 30, 2012. The Report was commissioned by the LEITI, undertaken and completed by an independent auditing firm, ERNEST & YOUNG (Ghana) in association with MGI-Mombo and Company (Liberia), jointly referred to in this report as the

Reconciler. The field work, which entails collection, analysis and reconciliation of data, was undertaken from October 31, 2013 to March 31, 2014. Initial findings from the field work were presented to the LEITI Multi-Stakeholders Steering Group (MSG) by the reconciler for review. The final document (combining data and narrative with recommendations) was completed and launched on June 30, 2014 in Monrovia.

1.3 ANNUAL EITI REPORT

The EITI is a global standard which seeks to promote transparency in the management of revenues from the extractive sectors in resource-rich countries. It is now been implemented in about 45 countries. This standard requires the production of an annual report which covers, but is not limited to, material payments made to host governments by companies in the mining and oil industries. In Liberia, EITI reports have expanded beyond the traditional scope of the oil, gas and mining industries to include additional industries, such as the agriculture and forestry as shown in this Report.

The process aims to audit and reconcile payment data provided by all mining, agriculture, oil and forestry companies as well as brokers and dealers (including pit sawyers) operating in Liberia, and tax receipts from companies confirmed by the Ministry of Finance and all other relevant agencies of the GoL.

The LEITI was established in 2007 as a project to improve transparency in the extractive sector, and became an autonomous agency in 2009 by an Act of the Legislature. This Report is Liberia's 5th EITI Report. A review of the last four reports showed significant improvements in style, content and quality notwithstanding the capacity for improvement.

This report captures:

- Economic footprint of the extractive sector
- Payments reconciliation
- Fixed amounts due reconciliation
- Revenue tracking
- Amounts paid reconciliation; and
- In-kind contribution.

The Economic Footprint of the Extractive Sector sought to trace the significant contribution of the extractive industry to the overall economy of Liberia in terms of the value it adds to people lives. It considered the size of the extractive industry to the total Gross Domestic Product (GDP), its contributions to total export value and commodity outputs, employment in the extractive industries, and the key areas per sector in country production are considered. In terms of the contribution of the extractive industry to the total GDP for the year under consideration, a total of US\$110.14 million was contributed to the MoF, which depicts to 14% of the overall GDP of the country for that year. Estimated GDP for Liberia for 2011-2012 fiscal year, according to the CBL, was US\$801.55 million. To break the sector's GDP contribution further for the period, the MoF reported receiving US\$56.96m, US\$28m, US\$14.07m and US\$11.11m from the mining, agriculture, oil and forestry sectors respectively.

In terms of contribution to export, the extractive sector contributed 87% of the total export value of Liberia for the 2011-2012 financial year. This amounted to US\$547,057 out of total export value of US\$625,817. Products of the sector constituting the export include rubber, cocoa, coffee, round logs, iron ore, diamond, gold, etc. Also regarding employment in the extractive sectors, data from the Ministry of Labour provided to the Reconciler showed that the Agriculture (combined with forestry and fishing) and mining (combined quarrying) sectors - in this mixed categorization accounted for 49% of the total employment in Liberia during the 2011/2012 fiscal year. However, it is important to note here that employment information provided directly by the companies was incomplete and inadequate to have carried out any meaningful analysis of it, thus compelling the Reconciler to used employment data of the Ministry of Labour.

The Reconciliation focused on reconciling payment data of the total amount of taxes paid by oil, mining, agriculture and forestry companies to the GoL and the acknowledgement of these payments from the companies by the Government.

Fixed Amount Due also reconciled all fixed components for the four sectors. The Revenue Tracking captured

earmarked payments from the companies to government agencies through the Social Development Fund (SDF), the National Benefit Sharing Trust Board (NBSTB), and institutions such as the University of Liberia. The amount due required the government agencies to provide an evaluation of the amounts to be paid by companies to the government, providing the basis for comparing the level of commitment extractive companies exhibited in their compliance to existing contracts, concessions/licenses and regulations. Similar data provided by the companies are reconciled with that of the government. The In Kind Contribution section was added to the report in order to encourage companies to disclose any voluntary contributions made directly to communities, counties, organizations, and/or institutions for development during the period. They represent estimated market value of noncash contributions not independently validated.

The steps leading to the finalization of the Fifth EITI Report for Liberia were as follows:

- The LEITI Secretariat employed the public procurement procedures of Liberia which led to contracting independent auditing firms to undertake data reconciliation and the preparation of a full report;
- The LEITI Secretariat convened two inter-active workshops for stakeholders/reporting sectors to address relevant concerns relating to the reporting process as well as introduce new requirements been considered for the current report;
- The workshop was also convened by the Reconciler for reporting companies and government ministries and line agencies during which the Reconciler explained the reporting templates, particularly, the appropriate ways to complete them;
- The templates used for the reconciliation exercise approved by MSG were distributed to reporting stakeholders with instructions and submission dates;
- Data from the companies and the GoL was compiled, analyzed and reconciled;
- A full report was submitted to the MSG for consideration, and following several reviews, the MSG finally approved the report on June 19, 2014;
- The Report was then launched on June 30, 2014 and copies printed and distributed.

1.4 ANALYSIS OF DATA

1.4.1 SUBMISSION OF DATA

The Fifth EITI Report for Liberia saw an increase in the total number of companies considered, from 111 in the 4th Report to 148 in the 5th Report. The report Revealed that eighty (80) out of one hundred and forty eight (148) extractive companies filled-in and submitted payment data to the Reconciler for the reconciliation exercises for the period, representing a 54% submission rate compared to the total number of companies for which the Agencies submitted templates. The submission rate decreased by 5% compared to that of the 4th Report which saw 65 companies out of 111 reporting, that is 59%. A breakdown of companies that submitted templates are shown below per sector:

Sector	Companies	Percentage
Agriculture	10	13%
Forestry	14	18%
Mining	51	64%
Oil	5	6%
Total	80	100%

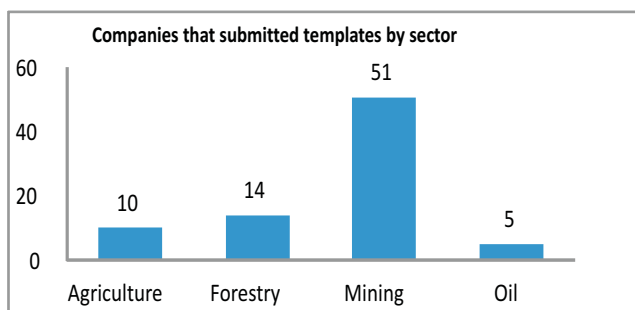


Exhibit 1.1: Companies that submitted templates

This means that sixty-eight (68) out of the 148 companies in the extractive sectors did not submit reporting templates. However, the GoL submitted templates for these companies. A breakdown is shown below:

Sector	Companies	Percentage
Agriculture	3	4%
Forestry	14	21%
Mining	51	75%
Oil	0	0%
Total	68	100%

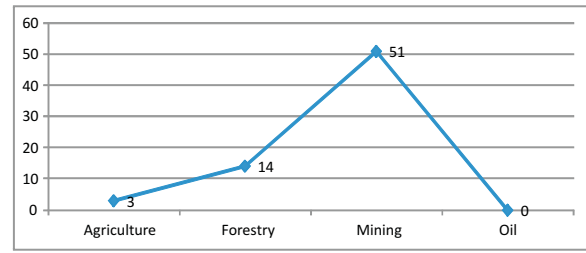


Exhibit 1.2: Companies that did not submit templates

The rise in the rate of submission is due to increment in number of companies participation.

The graph below shows the template submission per sector for the 3rd, 4th and 5th Reports respectively.

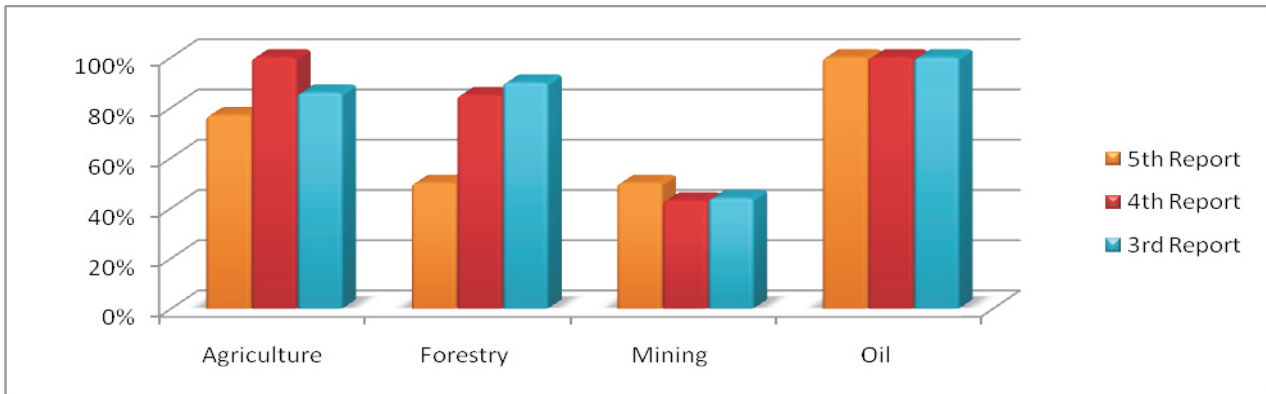


Exhibit 1.3: Template submission per sectors for the 3rd, 4th and 5th Reports.

Below is a four-year illustration of companies that are registered compared to those submitting templates in compliance with reporting requirement.

Reports	No. of Registered Companies	No. of Companies that submitted templates
1st Report	35	30
2nd Report	71	64
3rd Report	121	71
4th Report	111	65
5th Report	148	80

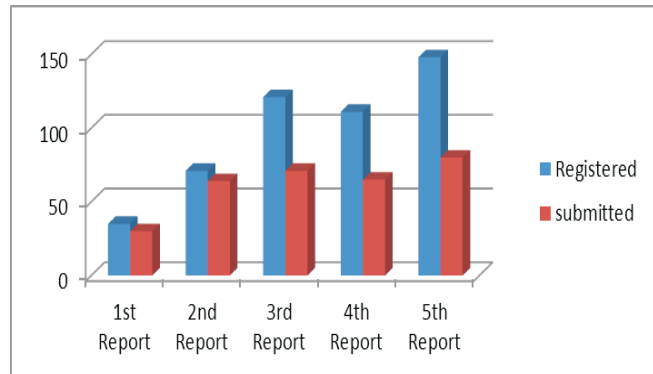


Exhibit 1.4 Template submission rate per the 1st, 2nd, 3rd, 4th & 5th Reports

1.4.2 PAYMENT RECONCILIATION DATA

The 5th Report revealed that the total amount received by nine (9) agencies of the Government from the oil, mining, forestry and agriculture sectors for the period under review (July 1, 2011 to June 30, 2012) amounted to US\$110,146,657, showing seven percent (7%) increase in the total receipts from extractive companies compared to what was recorded in the 4th Report. Payment data provided by the eighty (80) companies that reported also amounted to US\$100,809,819.

Payments from the agriculture, forestry and mining sectors increased by 53%, 98% and 29% respectively, while those from the oil sector dropped by about 72%. The significant reduction in contributions from the oil sector can be attributed to the one-off payments made in the prior year for the acquisition of Oranto by Chevron as well as withholding taxes recorded for Chevron in that year.

Of the total amount of US\$110,146,657 received by the Government of Liberia, a net difference of

US\$9,336,838 (8%) remained unreconciled. This amount includes US\$825,129 unreconciled payments made by small scale miners and pit sawyers; US\$87,113 payments for companies below the threshold and US\$6,741,606 unreconciled difference for companies not in LEITI database or registered extractive businesses which are yet to engage in direct extractive activities. However, a net difference of US\$1,925,394 (2%) of the total receipts from companies within the threshold remained unreconciled.

Apart from this difference, The Reconciler admitted not seeing anything to render the data incomplete in relation to the total corporate presence in the relevant sectors and the integrity of the Report can be assured with respect to “amounts paid” as detailed below:

Sectors	Amount paid by Companies		Amount Received by Government	
	Amount (US\$)	Percent	Amount (US\$)	Percent
Agriculture	27,217,903	27%	28,003,258	25%
Forestry	6,072,631	6%	11,110,035	10%
Mining	53,429,371	53%	56,961,468	52%
Oil	14,089,915	14%	14,071,895	13%
Total	100,809,819	100%	110,146,657	100%

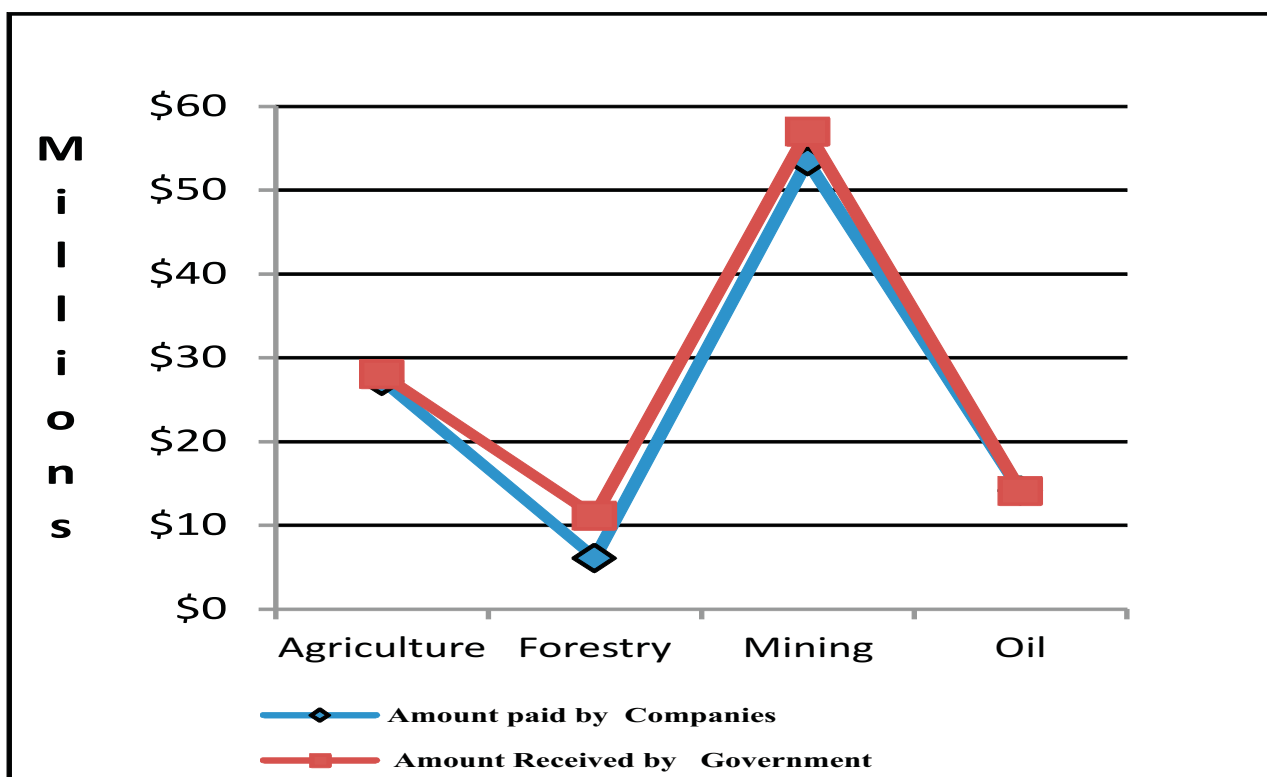


Exhibit 1.5: Total payments and differences per sector

The net difference of US\$9,336,838 or 8% of the total amount received shows that the GoL reported more revenues than payments declared by the eighty (80) reporting companies. The net discrepancy can be attributed to the below factors:

- The Government reported receipts for some companies, but those companies (including some Artisanal Miners and Pit Sawyers) did not submit payment data to the Reconcilers ; and
- Some companies submitted payment data, but the differences could not be reconciled due to lack of adequate information provided to the Reconcilers.

1.4.3 REVENUE TRACKING DATA

The Revenue Tracking focused on tracing payments from companies to government agencies as well as disbursements from the GoL agencies to beneficiary institutions and counties.

The amount of US\$18,755,710 was reported paid by companies to the various agencies of government while the agencies of government acknowledged receiving US\$18,944,946. The difference of US\$189,236 arose because NOCAL reported a payment of US\$1,160,764 to MOF and MOF reported receiving US\$1,350,000. Of the total amount received by government, a sum of US\$16,611,667 was disbursed leaving an outstanding amount balance of US\$2,333,279. See Exhibits 1.6 and 1.7 below for further breakdown.

Company	Amount (US\$)	Percent age
Arcelor Mittal	3,100,000	17%
China Union	6,049,946	32%
BHP Biliton	450,000	2%
Elinito/Western Cluster	2,000,000	11%
Putu Mining	900,000	5%
NOCAL	1,160,764	6%
Chevron	1,720,000	9%
European Hydrocarbon	550,000	3%
Anadarko Liberia	2,450,000	13%
Peppercoast/ Broadway	325,000	2%
Firestone	50,000	0%
Total	18,755,710	100%

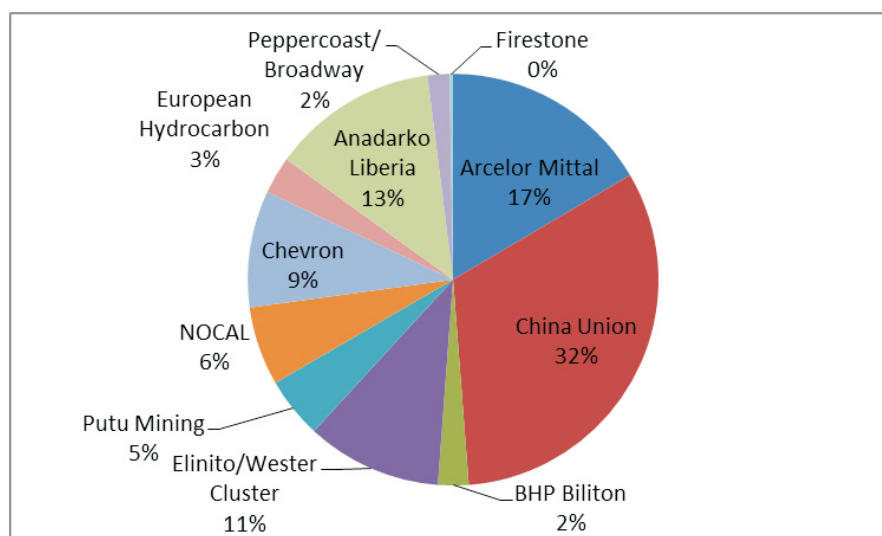
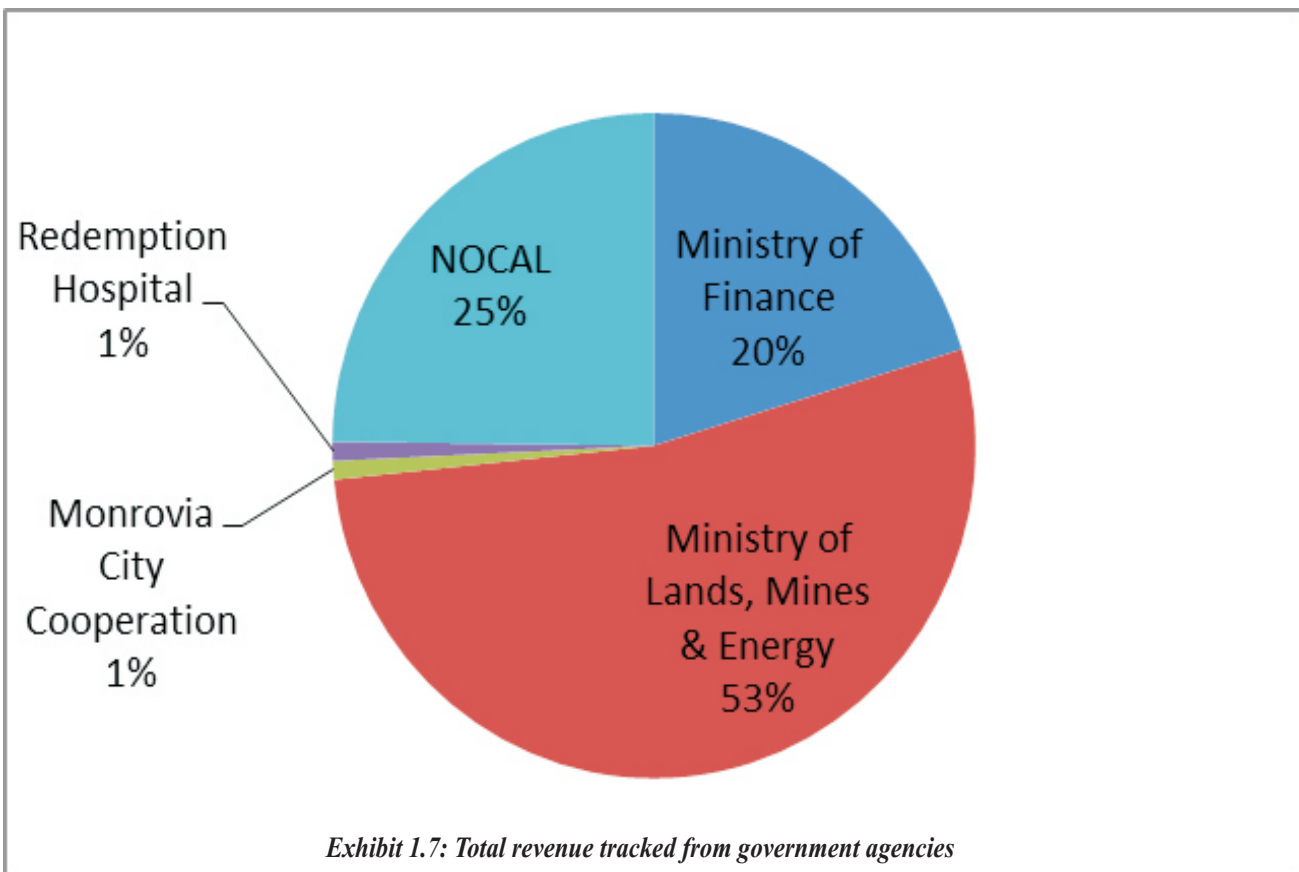


Exhibit 1.6: Total revenue tracked from companies

Gov't Agency	Amount (US\$)	Percentage
Ministry of Finance	3,850,000	20%
Ministry of Lands, Mines & Energy	10,049,946	53%
Monrovia City Cooperation	170,000	1%
Redemption Hospital	175,000	1%
NOCAL	4,700,000	25%
Total	18,944,946.00	100%



A closer review of the revenue tracking data shows that China Union made the highest contribution to the Social Development Fund with 32% of the total, followed by Arcelor Mittal, Elinito/Western Cluster and Chevron with 17%, 11% and 9% respectively. Compared to the 4th Report, China Union's saw the highest increment by contributing 66% more funds this year. The proportion of contribution per company as well as changes in the levels of their contributions between the 4th and the 5th Reconciliation Reports are shown in the table below:

Company	5 th Report	4 th Report	% contribution, 5 th Report	Change	
	US\$	US\$		US\$	%
Arcelor Mittal	3,100,000	3,000,000	17%	100,000	3%
China Union	6,049,946	3,650,000	32%	2,399,946	66%
BHP Billiton	450,000	400,000	2%	50,000	13%
Elinito/Western Cluster	2,000,000		11%	2,000,000	100%
Putu Mining	900,000		5%	900,000	100%
NOCAL	1,160,764		6%	1,160,764	100%
Chevron	1,720,000		9%	1,720,000	100%
Anadarko Liberia	1,350,000	3,080,725	7%	(1,730,725)	-56%
Anadarko Liberia Blk 10	1,100,000		6%	1,100,000	100%
Peppercoast, Broadway	325,000		2%	325,000	100%
Firestone	50,000		0%	50,000	100%
African Petroleum/European Hydrocarbons Ltd	550,000	1,234,072	3%	(684,072)	-55%
BMC Scraps		331,000	0%	(331,000)	-100%
Peppercoast (Broadway)		448,750	0%	(448,750)	-100%
Total	18,755,710	12,144,547	100%	6,611,163	55%

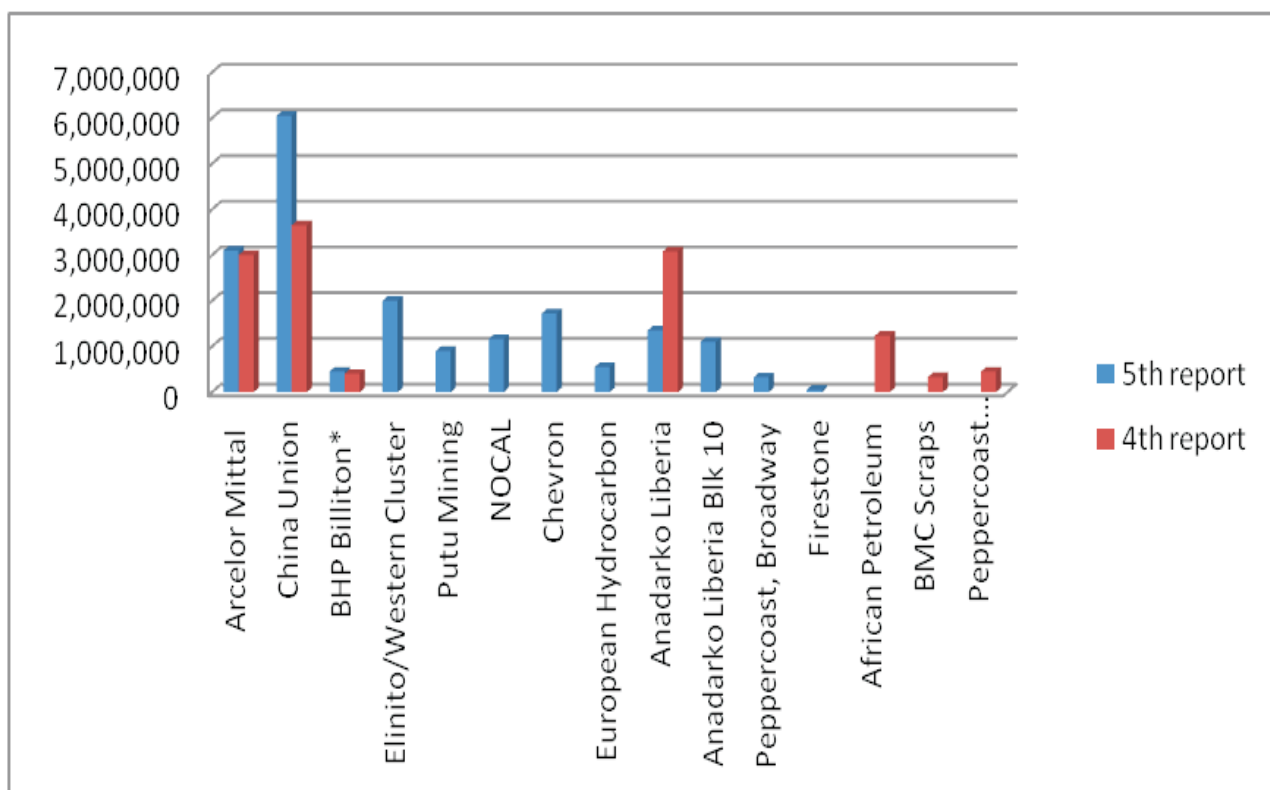


Exhibit 1.8: Contribution by companies for the 5th & 4th Reports.

1.4.4 AMOUNT DUE DATA

The Report revealed that the fixed components of amount due paid by companies in the oil, mining and forestry sectors to the Government of Liberia for the period under review (July 1, 2011 to June 30, 2012), as calculated by the Reconciler, amounted to US\$31,588,894. The companies however disclosed US\$33,030,421 as amount due while the agencies of government disclosed US\$17,627,411. No amount was disclosed as amount due for the agriculture sector because all the tax components are variable.

The large differences between amounts due disclosed by the companies and those of agencies mainly was as a result of some tax codes classified differently by companies and agencies. Also, amounts due were completely omitted by some companies as well as the agencies.

1.4.5 IN-KIND CONTRIBUTION DATA

The companies were required to disclose non contractual in-kind contributions and corporate social responsibilities that they engaged in during the period under review. The companies disclosed the estimated dollar value of such contributions on the template submitted. The In-kind contributions are direct contributions made by companies to communities, organizations and institution for development. They represent estimated market value of unverified non-cash contributions. During its May 28, 2014 regular meeting, the MSG resolved not to include the market values of such contributions in the 5th Reconciliation Report as such data were not verified during the reconciliation exercise and therefore could not be authenticated.

Fifteen (15) companies in the agriculture, forestry, mining and oil sectors reported in-kind contributions. Projects reported on as in-kind contribution by the companies included road rehabilitation, provision of water and sanitation facilities, construction of schools and award of scholarships.

1.5 UNRESOLVED DISCREPANCIES

One of the requirements for governments participating in the EITI process is to hire an Independent Reconciler to undertake the reconciliation process, which is intended to demonstrate transparency, increased credibility and high level of integrity in the management of the extractive sectors. It is also intended to resolve any variations that may exist between payments made and revenue received.

However, our target and concerted efforts were geared toward achieving a zero balance reconciliation result. The Independent Reconciler worked extremely hard to achieve this target but 2% of the report remained unreconciled from the total amount of US\$110,146,657 received by the GoL. This amount is made up of US\$825,129 unreconciled payments from small scale miners and pit sawyers; US\$87,113 for companies below the threshold; and US\$6,741,606 unreconciled difference for companies not in LEITI database or registered businesses in the extractive sectors yet to carry out extractive activities. However, a net difference of US\$1,925,394 (2%) of the total receipts from companies within the threshold remained unreconciled.

1.6 GAC COMMENTS

The LEITI reporting requirements call for all payments data from government agencies to be attested by an external auditor, in this case, the Auditor General (General Auditing Commission (GAC). Ministries and agencies are responsible for the accounting records, accuracy and completeness of reporting templates of payment data to the Government, and to ensure full compliance with applicable laws. The Auditor General's responsibility as per the agreed upon procedure is solely to assess and attest to the accuracy and completeness of payment data submitted by line ministries and agencies responsible to collect revenues from concessionaires and private companies in the extractive sectors.

Accordingly, the Auditor General did not attest to payment data submitted by line ministries and agencies for the 5th EITI Report for Liberia due to improper filling of payment data.

1.7 IMPLEMENTATION

The LEITI Secretariat has been coordinating with line ministries and agencies involved in the management of the extractive sectors in ensuring that recommendations from the third and fourth reconciliation reports are duly

implemented to ensure improvements in the reporting process and transparency and accountability in the way the resources are managed.

The new entrants' registration has become an integral part of the business registration process. As part of the process, the LEITI regularly updates its database, conducts workshops and training seminars to acquaint all reporting companies with relevant requirements, designs reporting templates, and contracts reconciler for long-term periods.

The LEITI Secretariat has begun imposing sanctions on companies and government agencies that failed to comply with the reconciliation process.

PART 2-1: PAYMENT RECONCILIATION SCHEDULES

Reconciled payments data and government receipts on the four reporting sectors:

AGRICULTURE

Name of Company	Amount Paid by Company (USD)	Amount Received by GoL/ Agency (USD)	Difference (USD)
Cavalla Rubber			
Business Registration	1,800	1,800	-
Operational / Professional License	118	118	-
Resident Permits	3,250	3,250	-
Vehicle Registration	3,320	3,320	-
Work Permits	1,000	1,000	-
Corporate Profits Tax / Turnover Tax	440,750	440,750	-
Customs User Fees	31,775	31,775	-
ECOWAS Trade Levy (ETL)	7,358	7,358	-
EIA:Forestry Management Contract: Medium	7,500	7,500	-
Export tax	107,500	107,500	-
GOL Fines	13,703	13,703	-
GST	18,066	18,066	-
Personal Income Withholding	324,539	324,539	-
Phyto Sanitary Fee	4,090	4,090	-
Rent / Lease	3,300	3,300	-
Rubber sales tax	33,193	33,193	-
Total	1,001,262	1,001,262	-
Firestone			
Business Registration	900	900	-
Operational / Professional License	1,324	1,324	-
Resident Permits	2,400	2,400	-
Vehicle Registration	99,414	99,414	-
Work Permits	31,500	31,500	-
Contract Services	452,512	452,512	-
LTA fees	515	515	-
Contribution via GOL to University Depts (UL etc.)	50,000	50,000	-

Name of Company	Amount Paid by Company (USD)	Amount Received by GoL/ Agency (USD)	Difference (USD)
Corporate Profits Tax / Turnover Tax	5,159,459	5,159,459	-
Customs User Fees	224,184	224,184	-
ECOWAS Trade Levy (ETL)	74,594	74,594	-
Excise Tax	86,211	86,211	0
GOL Fines	495,740	495,740	-
Personal Income Withholding	2,269,801	2,269,801	
Phyto Sanitary Fee	1,600	1,600	-
Rubber sales tax	3,161,152	3,161,152	-
Surface Rental	237,980	237,980	-
Total	12,349,284	12,349,284	0
Golden Veroleum			
Business Registration	900	900	-
Operational / Professional License	58	58	-
Resident Permits	9,550	9,550	-
Vehicle Registration	18,515	18,515	-
Work Permits	32,000	32,000	-
LTA fees	200	200	-
Corporate Profits Tax / Turnover Tax	6,585	6,585	-
Customs User Fees	187,180	187,180	-
ECOWAS Trade Levy (ETL)	62,314	62,314	-
EIA:Wood Processing: Medium	8,000	8,000	-
Excise Tax	162	162	-
GOL Fines	1,292	1,292	-
Personal Income Withholding	68,465	68,465	-
Total	395,220	395,220	-
Liberia Agricultural Company			
Business Registration	1,350	1,350	-
Fire Certificate	1,100	1,100	-
Operational / Professional License	115	115	-
Resident Permits	7,800	7,800	-
Vehicle Registration	27,952	27,952	-
Contract Services	580,880	580,880	-
Others*(Helicopter Landing Charges)	275	275	-
Withholding Tax Other	1,518	1,518	-
Corporate Profits Tax / Turnover Tax	9,003,233	9,003,233	-
Customs User Fees	130,044	130,044	-
ECOWAS Trade Levy (ETL)	1,812	1,812	-
Excise Tax	3,212	3,212	-
Export tax	100	100	-
GST	4,025	4,025	-
Import Levy	100	100	-
Non-Resident Withholding	290,951	290,951	-
Personal Income Withholding	434,420	434,420	-

Name of Company	Amount Paid by Company (USD)	Amount Received by GoL/ Agency (USD)	Difference (USD)
Rent / Lease	750	750	-
Rubber sales tax	111,597	111,596	-0
Surface Rental	3,351	3,351	-
Total	10,604,585	10,604,584	-0
Liberia Forest Products Inc.			
Business Registration	900	900	-
Operational / Professional License	58	58	-
Vehicle Registration	940	940	-
Work Permits	1,000	1,000	-
Customs User Fees	15,188	15,188	-
ECOWAS Trade Levy (ETL)	4,517	4,517	-
GOL Fines	460	460	-
Import Levy	700	700	-
Personal Income Withholding	18,803	18,803	-
Surface Rental	15,401	15,401	-
Total	57,968	57,968	-
Libinc Oil Palm Inc.			
Operational / Professional License	100	100	-
Resident Permits	1,380	1,380	-
Vehicle Registration	3,740	3,740	-
Work Permits	6,130	6,130	-
Customs User Fees	23,280	23,280	-
ECOWAS Trade Levy (ETL)	6,451	6,451	-
GOL Fines	971	971	-
Import Levy	1,150	1,150	-
Personal Income Withholding	52,452	52,452	-
Surface Rental	23,177	23,177	-
Total	118,831	118,831	-
Maryland Oil Palm Plantation			
Business Registration	1,800	1,800	-
Operational / Professional License	115	115	-
Vehicle Registration	230	230	-
Contract Services	90,278	90,278	-
Export Collections	200	200	-
Customs User Fees	41,037	41,037	-
ECOWAS Trade Levy (ETL)	8,469	8,469	-
Excise Tax	758	758	-
Personal Income Withholding	4,747	4,747	-
Total	147,635	147,635	-
Morris American Rubber			
Business Registration	-	55	55
Operational / Professional License	58	58	-
Resident Permits	-	750	750

Name of Company	Amount Paid by Company (USD)	Amount Received by GoL/ Agency (USD)	Difference (USD)
Vehicle Registration	1,120	4,003	2,883
Work Permits	-	1,000	1,000
Others*(Helicopter Landing Charges)	-	800	800
Export Collections	-	5,350	5,350
Corporate Profits Tax / Turnover Tax	5,182	20,238	15,056
Corporate Profits Tax / Turnover Tax	5,182	20,238	15,056
ECOWAS Trade Levy (ETL)	-	1,881	1,881
Excise Tax	-	21,616	21,616
Export tax	500	-	-500
GOL Fines	-	47,893	47,893
GST	-	27,973	27,973
Personal Income Withholding	15,162	15,155	-7
Phyto Sanitary Fee	150	-	-150
Total	22,172	146,772	124,599
Salala Rubber Corporation			
Article of Incorporation	30	30	-
Business Registration	900	900	-
Fire Certificate	260	260	-
Operational / Professional License	58	58	-
Resident Permits	250	250	-
Vehicle Registration	19,045	19,045	-
Work Permits	5,000	5,000	-
Contract Services	95,588	95,588	-
Others*(Helicopter Landing Charges)	800	800	-
Export Collections	400	400	-
LTA fees	66	66	-
Corporate Profits Tax / Turnover Tax	81,145	81,145	-
Customs User Fees	52,386	52,386	-
ECOWAS Trade Levy (ETL)	959	959	-
GST	36	36	-
Personal Income Withholding	151,138	151,138	-
Rent / Lease	3,719	3,719	-
Rubber sales tax	782,384	782,384	-
Surface Rental	1,200	1,200	-
Total	1,195,364	1,195,364	-
Sime Darby			
Business Registration	1,350	1,350	-
Operational / Professional License	115	115	-
Resident Permits	12,500	12,500	-
Vehicle Registration	29,390	29,390	-

Name of Company	Amount Paid by Company (USD)	Amount Received by GoL/ Agency (USD)	Difference (USD)
Work Permits	26,000	26,000	-
Others*(Helicopter Landing Charges)	2,610	2,610	-0
Withholding Tax Other	2,094	2,094	-
Corporate Profits Tax / Turnover Tax	6,343	6,343	-
Customs User Fees	138,738	138,738	-
ECOWAS Trade Levy (ETL)	47,213	47,213	-
Excise Tax	298	298	-
GOL Fines	10,225	10,225	-
GST	355	355	-
Import Levy	62,263	62,263	-
Personal Income Withholding	758,328	758,328	-
Surface Rental	227,661	227,661	-
Taxes on Buildings	97	97	-0
Total	1,325,581	1,325,581	-0

FORESTRY

Name of Company	by Company (USD)	GoL/ Agency (USD)	Difference (USD)
Akewa Group			
Business Registration	900	900	-
Operational / Professional License	4,200	4,200	-
Vehicle Registration	100	100	-
Work Permits	3,000	3,000	-
Others*(Helicopter Landing Charges)	123,612	123,612	-
Chain of Custody Management Fee (PSI)	3,802	3,802	-
Corporate Profits Tax / Turnover Tax	1,007	1,007	-
Customs User Fees	4,830	4,830	-
ECOWAS Trade Levy (ETL)	1,976	1,976	-
GOL Fines	2,183	2,183	-
GST	5,114	5,114	-
Log Export Fees	121,442	121,442	-
Personal Income Withholding	1,663	1,663	-
Phyto Sanitary Fee	200	200	-
Stumpage Fee	41,558	41,558	-
Timber Export Licence Fees	300	300	-
Waybill Fee	8,400	8,400	-
Total	324,288	324,288	-
Alpha Logging			
Article of Incorporation	10	10	-
Business Registration	900	900	-
Operational / Professional License	58	58	-
Resident Permits	5,000	5,000	-

Name of Company	Amount Paid by Company (USD)	Amount Received by GoL/ Agency (USD)	Difference (USD)
Vehicle Registration	5,635	5,635	-
GOL Fines	225	225	-
Personal Income Withholding	1,606	1,606	-
Rent / Lease	4,891	4,891	-
Total	18,325	18,325	-
Atlantic Resources			
Article of Incorporation	10	10	-
Business Registration	55	55	-
Fire Certificate	-	20	20
Operational / Professional License	78	58	-20
Resident Permits	21,000	21,000	-
Vehicle Registration	17,004	17,004	-
Work Permits	7,000	7,000	-
Others*(Helicopter Landing Charges)	-	87,271	87,271
Administrative fees	300	-	-300
Area Fee	563,900	298,360	-265,540
Bid Premium	353,054	353,054	-
Chain of Custody Management Fee (PSI)	149,177	53,967	-95,210
Contract Administration Fee	5,000	5,000	-
Corporate Profits Tax / Turnover Tax	16,092	-	-16,092
Customs User Fees	39,535	39,535	-
ECOWAS Trade Levy (ETL)	15,152	15,152	-
Excise Tax	90,944	3,673	-87,271
GOL Fines	14,282	14,282	-
GST	-	7,132	7,132
Import Levy	7,132	-	-7,132
Log Export Fees	273,591	273,591	-
Personal Income Withholding	38,338	38,338	-
Phyto Sanitary Fee	-	300	300
Rent / Lease	6,445	6,445	-
Stumpage Fee	178,382	273,591	95,210
Surface Rental	-	265,540	265,540
Timber Export Licence Fees	200	200	-
Waybill Fee	6,750	6,750	-
Withholding on Payments to Third Parties for	-	16,092	16,092
Total	1,803,420	1,803,420	0
B&V Timber			
Article of Incorporation	10	10	-
Business Registration	55	55	-
Operational / Professional License	-	58	58
Vehicle Registration	230	230	-
Chainsaw Lumber Fees (Pit Sawers)	750	750	-
Export tax	2,021	2,021	-

Name of Company	Amount Paid by Company (USD)	Amount Received by GoL/ Agency (USD)	Difference (USD)
GOL Fines	1,654	1,667	14
Log Export Fees	13,353	13,353	-
Personal Income Withholding	2,193	2,193	-
Stumpage Fee	8,705	8,705	-
Timber Export Licence Fees	6,713	6,713	-
Total	35,682	35,754	71
Bargor & Bargor			
Business Registration	55	55	-
Operational / Professional License	58	58	-
Others*(Helicopter Landing Charges)	8,726	8,726	-
Area Fee	6,250	6,250	-
Chain of Custody Management Fee (PSI)	18,554	18,554	-
Contract Administration Fee	2,000	2,000	-
Forest Product Fee (processed materials)	103,501	103,501	-
GOL Fines	14	14	-
Log Export Fees	8,537	8,537	-
Non Timber Forest Products -	841	841	-
Stumpage Fee	102,265	102,265	-
Timber Export Licence Fees	700	700	-
Waybill Fee	3,000	3,000	-
Total	254,502	254,502	-
Bassa Logging Company			
Vehicle Registration	145	-	-145
Total	145	-	-145
Buchanan Renewable Energies (Administration)			
Business Registration	-	900	900
Fire Certificate	-	2,145	2,145
Operational / Professional License	-	58	58
Work Permits	-	15,000	15,000
LEC payments	-	287	287
Customs User Fees	-	943	943
ECOWAS Trade Levy (ETL)	-	1,595	1,595
Excise Tax	-	29,419	29,419
GST	-	20,084	20,084
Total	-	70,431	70,431
Buchanan Renewable Energy - Fuel			
Business Registration	-	900	900
Operational / Professional License	-	58	58
Resident Permits	-	10,850	10,850
Vehicle Registration	-	38,071	38,071
Work Permits	-	5,000	5,000
Contract Services	-	7,370	7,370
Others*(Helicopter Landing Charges)	-	37,987	37,987

Name of Company	Amount Paid by Company (USD)	Amount Received by GoL/ Agency (USD)	Difference (USD)
Withholding Tax Other	-	474	474
Chain of Custody Management Fee (PSI)	-	104,430	104,430
Corporate Profits Tax / Turnover Tax	-	10,077	10,077
Customs User Fees	-	149,944	149,944
ECOWAS Trade Levy (ETL)	-	70,220	70,220
Excise Tax	-	320,936	320,936
Export tax	-	11,621	11,621
Forest Product Fee (processed materials)	-	64,469	64,469
GOL Fines	-	543	543
GST	-	309,510	309,510
Import Levy	-	2,263	2,263
Non Timber Forest Products -	-	1,000	1,000
Personal Income Withholding	-	215,304	215,304
Phyto Sanitary Fee	-	700	700
Rubber Wood Chips	-	134,613	134,613
Stumpage Fee	-	98,542	98,542
Surface Rental	-	47,250	47,250
Total	-	1,642,132	1,642,132
E.J & J Investment			
Business Registration	34	-	-34
Vehicle Registration	-	230	230
Area Fee	91,753	-	-91,753
Bid Premium	14,487	14,487	-
Block Inspection Fees	1,300	-	-1,300
Contract Administration Fee	1,000	1,000	-
Forest Product Fee (processed materials)	200,064	-	-200,064
Log Export Fees	14,566	-	-14,566
Phyto Sanitary Fee	100	-	-100
Royalty	26,338	-	-26,338
Stumpage Fee	248,531	-	-248,531
Surface Rental	-	143,155	143,155
Waybill Fee	-	8,250	8,250
Total	598,174	167,122	-431,051
Eco-Timber			
Log Export Fees	-	12,833	12,833
Stumpage Fee	-	7,627	7,627
Timber Export Licence Fees	-	200	200
Total	-	20,660	20,660
Ecowood Inc			
Article of Incorporation	-	25	25
Business Registration	900	927	27
Operational / Professional License	58	115	58
Resident Permits	1,500	6,575	5,075
Vehicle Registration	10,106	9,936	-170

Name of Company	Amount Paid by Company (USD)	Amount Received by GoL/ Agency (USD)	Difference (USD)
Work Permits	11,750	7,000	-4,750
Others*(Helicopter Landing Charges)	1,300	2,064	764
Area Fee	93,824	-	-93,824
Chain of Custody Management Fee (PSI)	-	97,972	97,972
Corporate Profits Tax / Turnover Tax	41,500	41,500	-
Customs User Fees	17,723	36,502	18,779
ECOWAS Trade Levy (ETL)	5,946	12,292	6,346
GOL Fines	225	346	121
GST	584	1,899	1,315
Log Export Fees	139,674	169,331	29,657
Non Timber Forest Products -	-	1,688	1,688
Personal Income Withholding	17,377	17,367	-10
Phyto Sanitary Fee	-	1,300	1,300
Stumpage Fee	103,122	115,933	12,812
Timber Export Licence Fees	3,288	2,700	-588
Total	448,877	525,474	76,598
Euro Logging			
Business Registration	900	900	-
Operational / Professional License	58	58	-
Resident Permits	400	400	-
Vehicle Registration	525	525	-
Contract Administration Fee	1,000	1,000	-
Customs User Fees	702	702	-
ECOWAS Trade Levy (ETL)	234	234	-
GOL Fines	161,765	-	-161,765
Personal Income Withholding	2,222	2,222	-
Surface Rental	300,110	461,874	161,765
Withholding on Payments to Third Parties for	221	221	-
Total	468,136	468,136	-
Forest Venture			
Article of Incorporation	-	10	10
Business Registration	-	1,858	1,858
Fire Certificate	-	20	20
Operational / Professional License	-	58	58
Resident Permits	-	24,500	24,500
Vehicle Registration	-	3,585	3,585
Work Permits	-	47,000	47,000
Others*(Helicopter Landing Charges)	-	3,713	3,713
Chain of Custody Management Fee (PSI)	-	104,848	104,848
Contract Administration Fee	-	8,000	8,000
ECOWAS Trade Levy (ETL)	-	479	479
Excise Tax	-	61,093	61,093
GOL Fines	-	5,349	5,349
GST	-	7,588	7,588
Import Levy	-	339	339

Name of Company	Amount Paid by Company (USD)	Amount Received by GoL/ Agency (USD)	Difference (USD)
Log Export Fees	-	663,250	663,250
Personal Income Withholding	-	27,227	27,227
Phyto Sanitary Fee	-	200	200
Rent / Lease	-	300	300
Stumpage Fee	-	663,648	663,648
Timber Export Licence Fees	-	500	500
Waybill Fee	-	19,800	19,800
Total	-	1,643,364	1,643,364
Global Looging			
Article of Incorporation	-	15	15
Business Registration	-	900	900
Operational / Professional License	-	58	58
Vehicle Registration	-	230	230
Others*(Helicopter Landing Charges)	-	4,560	4,560
Chain of Custody Management Fee (PSI)	-	104,958	104,958
Contract Administration Fee	-	4,000	4,000
Customs User Fees	-	8,441	8,441
ECOWAS Trade Levy (ETL)	-	3,064	3,064
Excise Tax	-	2,500	2,500
GST	-	3,693	3,693
Log Export Fees	-	370,145	370,145
Personal Income Withholding	-	9,426	9,426
Phyto Sanitary Fee	-	400	400
Stumpage Fee	-	337,524	337,524
Timber Export Licence Fees	-	1,800	1,800
Waybill Fee	-	3,300	3,300
Total	-	855,012	855,012
International Consultant Capital			
Withholding Tax Other	4,368	-	-4,368
Total	4,368	-	-4,368
K-Mark Indo			
Vehicle Registration	-	115	115
Log Export Fees	-	7,455	7,455
Rent / Lease	-	540	540
Total	-	8,110	8,110
Liberia Tree And Trading Corp (Lttc)			
Article of Incorporation	-	30	30
Business Registration	-	55	55
Operational / Professional License	-	58	58
Corporate Profits Tax / Turnover Tax	-	46,081	46,081
Personal Income Withholding	-	2,661	2,661
Surface Rental	-	300,000	300,000
Total	-	348,885	348,885

Name of Company	Amount Paid by Company (USD)	Amount Received by GoL/ Agency (USD)	Difference (USD)
Mandra Forestry			
Business Registration	900	900	-
Operational / Professional License	58	58	-
Resident Permits	36,000	36,000	-
Vehicle Registration	26,810	26,810	-
Others*(Helicopter Landing Charges)	170,684	170,687	3
Chain of Custody Management Fee (PSI)	34,170	34,170	-
Corporate Profits Tax / Turnover Tax	5,042	5,042	-
Customs User Fees	14,718	14,718	-
ECOWAS Trade Levy (ETL)	10,500	10,500	-
Excise Tax	2,920	2,920	-
GOL Fines	259	259	-
GST	50,097	50,097	-
Personal Income Withholding	12,682	12,682	-
Phyto Sanitary Fee	600	600	-
Stumpage Fee	467,795	467,795	-
Timber Export Licence Fees	700	700	-
Waybill Fee	4,500	4,500	-
Total	838,434	838,437	3
Mandra Ltcc			
Business Registration	900	900	-
Fire Certificate	-	10	10
Operational / Professional License	115	115	-
Resident Permits	5,000	23,000	18,000
Vehicle Registration	920	1,035	115
Work Permits	-	3,000	3,000
Contract Services	26,458	-	-26,458
Others*(Helicopter Landing Charges)	1,129	44,623	43,494
Withholding Tax Other	15,726	-	-15,726
Area Fee	-	148,435	148,435
Bid Premium	168,763	-	-168,763
Chain of Custody Management Fee (PSI)	-	76,837	76,837
Contract Administration Fee	-	1,000	1,000
Corporate Profits Tax / Turnover Tax	-	87,289	87,289
Dividends	0	-	-0
ECOWAS Trade Levy (ETL)	1,152	919	-234
Forest Product Fee (processed materials)	281,417	-	-281,417
GOL Fines	-	258	258
GST	27,133	23,461	-3,672
Interest	5	-	-5
Log Export Fees	238,363	372,755	134,392
Personal Income Withholding	-	26,494	26,494
Phyto Sanitary Fee	1,000	1,200	200
Sawmill Permit Fees	-	2,500	2,500

Name of Company	Amount Paid by Company (USD)	Amount Received by GoL/ Agency (USD)	Difference (USD)
Stumpage Fee	162,291	350,413	188,122
Surface Rental	-	168,763	168,763
Survey Fees	-	1,300	1,300
Timber Export Licence Fees	-	800	800
Waybill Fee	-	12,000	12,000
Total	930,374	1,347,107	416,732
Nature Oriented And Timber			
Article of Incorporation	-	10	10
Business Registration	-	900	900
Operational / Professional License	-	58	58
Vehicle Registration	-	390	390
ECOWAS Trade Levy (ETL)	-	59	59
Excise Tax	-	891	891
GOL Fines	-	1,591	1,591
GST	-	898	898
Personal Income Withholding	-	2,004	2,004
Rent / Lease	-	300	300
Total	-	7,101	7,101
Pit Sawyers			
Chainsaw Lumber Fees (Pit Sawers)	-	27,909	27,909
Export collections	-	40,270	40,270
Total	-	68,179	68,179
Sun Yeun			
Business Registration	1,858	1,800	-58
Operational / Professional License	-	115	115
Resident Permits	1,750	1,750	-
Vehicle Registration	3,015	3,015	-
Work Permits	1,000	1,000	-
Others*(Helicopter Landing Charges)	7,180	7,180	-
Area Fee	6,250	6,250	-
Contract Administration Fee	1,000	1,000	-
Corporate Profits Tax / Turnover Tax	200	200	-
Customs User Fees	195	195	-
ECOWAS Trade Levy (ETL)	211	211	-
Excise Tax	105	105	-
GOL Fines	2,815	2,815	-
GST	2,226	2,226	-

Name of Company	Amount Paid by Company (USD)	Amount Received by GoL/ Agency (USD)	Difference (USD)
Personal Income Withholding	3,655	3,655	-
Rent / Lease	312	312	-
Waybill Fee	3,000	3,000	-
Total	34,771	34,829	58
Tarpeh Timber			
Business Registration	55	55	-
Operational / Professional License	58	58	-
Chain of Custody Management Fee (PSI)	12,889	12,889	-
GOL Fines	14	14	-
Log Export Fees	33,491	33,491	-
Rent / Lease	1,389	1,389	-
Stumpage Fee	31,516	31,516	-
Timber Export Licence Fees	100	100	-
Total	79,512	79,512	-
Timber Liberia			
Log Export Fees	-	8,702	8,702
Total	-	8,702	8,702
Tropical Timber Inc.			
Block Inspection Fees	-	2,000	2,000
Log Export Fees	-	118,877	118,877
Stumpage Fee	-	102,629	102,629
Timber Export Licence Fees	-	200	200
Waybill Fee	-	4,500	4,500
Total	-	228,207	228,207
Universal Forestry Corporation			
Article of Incorporation	-	10	10
Business Registration	-	55	55
Operational / Professional License	-	58	58
Resident Permits	-	250	250
Others*(Helicopter Landing Charges)	-	1,000	1,000
Chain of Custody Management Fee (PSI)	-	4,188	4,188
GOL Fines	-	2,000	2,000
Log Export Fees	-	32,350	32,350
Personal Income Withholding	-	97	97
Stumpage Fee	-	31,019	31,019
Timber Export Licence Fees	-	500	500
Waybill Fee	-	2,700	2,700
Total	-	74,226	74,226

MINING

Name of Company	Amount Paid by Company (USD)	Amount Received by GoL/ Agency (USD)	Difference (USD)
Abundant Resource Liberia Ltd.			
Exploration License Fees	-	5,000	5,000
Surface Rental	-	7,768	7,768
Total	-	12,768	12,768
Acquarian Commercial			
Minerals License fees:-	5,000	-	-5,000
Surface Rental	17,528	-	-17,528
Total	22,528	-	-22,528
Aforo Resources			
Business Registration	900	-	-900
Minerals License fees:-	58	-	-58
Total	958	-	-958
Afric Diam Co.			
Royalty	-	101,820	101,820
Total	-	101,820	101,820
Africa Diamond Resources			
Royalty	-	34,673	34,673
Total	-	34,673	34,673
African Gold			
Business Registration	900	900	-
Operational / Professional License	58	58	-
Total	958	958	-
Afro Minerals			
Business Registration	900	-	-900
Operational / Professional License	58	-	-58
Total	958	-	-958
Alex Stewart			
Personal Income Withholding	-	11,592	11,592
Total	-	11,592	11,592
Amlib			
Business Registration	900	900	-
Operational / Professional License	58	58	-
Resident Permits	9,950	9,950	-
Vehicle Registration	7,108	7,108	-
Work Permits	26,000	26,000	-
Customs User Fees	1,910	1,910	-
ECOWAS Trade Levy (ETL)	7,960	7,960	-
Excise Tax	8,291	8,291	-
GOL Fines	3,755	3,755	-
GST	510	510	-
Import Levy	10,678	10,678	-
Personal Income Withholding	307,048	307,048	-
Rent / Lease	10,083	10,083	-
Surface Rental	226,149	226,149	-
Total	620,401	620,401	-

Name of Company	Amount Paid by Company (USD)	Amount Received by GoL/ Agency (USD)	Difference (USD)
Arcelor Mittal			
Business Registration	900	900	-
Operational / Professional License	58	58	-0
Resident Permits	45,600	45,600	-
Vehicle Registration	49,836	49,836	-
Work Permits	76,000	76,000	-
Contract Services	350,612	350,612	-
Professional services	11,217	11,217	-
Withholding Tax Other	9,899	9,899	-
Annual Social Contribution (County & Community)	3,000,000	3,000,000	-
Board Fees Withholding	2,400	2,400	-
Customs User Fees	420,597	420,597	-
ECOWAS Trade Levy (ETL)	462,793	462,793	-
Excise Tax	18,181	18,181	-
GOL Fines	78,685	78,685	-
GST	11,238	11,238	-
Import Levy	143,444	143,444	-
Non-Resident Withholding	808,672	808,672	-
Personal Income Withholding	1,553,850	1,553,850	-
Royalty	1,964,043	1,964,043	-
Scientific Research Fund	100,000	100,000	-
Surface Rental	300,000	300,000	-
Total	9,408,024	9,408,024	-0
Archaean Gold			
Article of Incorporation	100	-	-100
Business Registration	1,800	-	-1,800
Operational / Professional License	115	-	-115
Class (A, B, C) License	5,000	-	-5,000
GOL Fines	450	-	-450
Surface Rental	4,458	-	-4,458
Total	11,923	-	-11,923
Ascension			
Business Registration	-	900	900
Operational / Professional License	-	58	58
Vehicle Registration	-	215	215
Others*(Helicopter Landing Charges)	-	838	838
Exploration License Fees	-	5,000	5,000
ECOWAS Trade Levy (ETL)	-	43	43
GST	-	668	668
Personal Income Withholding	-	16,991	16,991
Surface Rental	-	19,000	19,000
Total	-	43,712	43,712
B-2(Bereket D. Tesfamriam)			
Royalty	-	2,378	2,378
Total	-	2,378	2,378

Name of Company	Amount Paid by Company (USD)	Amount Received by GoL/ Agency (USD)	Difference (USD)
Bcm International (Liberia) Limited			
Business Registration	-	82	82
Operational / Professional License	-	115	115
Exploration License Fees	5,000	5,000	-
Surface Rental	22,697	22,697	-
Total	27,697	27,895	198
Bea Mountain Mining			
Business Registration	900	900	-
Operational / Professional License	58	58	-
Resident Permits	4,450	4,450	-
Vehicle Registration	2,145	2,145	-
Work Permits	81,000	81,000	-
Others*(Helicopter Landing Charges)	10,692	10,692	-
Withholding Tax Other	7,524	7,524	-
Customs User Fees	13,966	13,966	-
Dividends	7,086	7,086	-
ECOWAS Trade Levy (ETL)	4,566	4,566	-
Excise Tax	83	83	0
GOL Fines	4,119	4,119	-
GST	6,837	6,837	-
Non-Resident Withholding	1,177	1,177	-
Personal Income Withholding	131,805	131,805	-
Rent / Lease	19,444	19,444	-
Surface Rental	200,448	200,448	-
Withholding on Payments to Third Parties for	258	258	-
Total	496,557	496,557	0
Belle Resources			
Business Registration	55	55	-
Operational / Professional License	58	58	-
Resident Permits	1,000	1,000	-
Vehicle Registration	175	175	-
Total	1,288	1,288	-
BG Minerals			
Article of Incorporation	-	20	20
Business Registration	900	900	-
Operational / Professional License	58	58	-
Others*(Helicopter Landing Charges)	20	-	-20
Exploration License Fees	5,000	5,000	-
Surface Rental	48,363	48,363	-
Total	54,341	54,341	-
BHP Billiton			
Business Registration	900	900	-
Fire Certificate	20	20	-
Operational / Professional License	58	58	-
Resident Permits	30,200	30,200	-
Vehicle Registration	22,300	22,300	-
Work Permits	9,000	9,000	-

Name of Company	Amount Paid by Company (USD)	Amount Received by GoL/ Agency (USD)	Difference (USD)
Exploration License Fees	25,536	25,536	-
LTA fees	4,780	4,780	-
Administrative fees	5,371	5,371	-
Annual Social Contribution (County & Community)	400,000	400,000	-
Contribution via GOL to University Depts (UL etc.)	50,000	50,000	-
Customs User Fees	400,176	400,176	-
ECOWAS Trade Levy (ETL)	80,500	80,500	-
Excise Tax	52,376	52,376	-
Export tax	300	300	-
GOL Fines	57,197	57,197	-
GST	71,847	71,847	-
Import Levy	93,604	93,604	-
Non-Resident Withholding	792,820	792,820	-
Personal Income Withholding	1,440,046	1,440,046	-
Pre-Shipment / Destination Inspection (GOL's share)	1,584	1,584	-
Rent / Lease	124,945	124,945	-
Surface Rental	123,066	123,066	-
Total	3,786,625	3,786,625	-
Birimian Gold			
Business Registration	958	958	-
Exploration License Fees	20,000	20,000	-
Surface Rental	7,533	7,533	-
Total	28,491	28,491	-
Bopolu Commercial			
Exploration License Fees	5,000	-	-5,000
Surface Rental	13,385	-	-13,385
Total	18,385	-	-18,385
BSD Incorporated	958	-	-958
Business Registration	958	-	-958
Total	958	-	-958
Bukon Jeddeh			
Business Registration	900	900	-
Operational / Professional License	55	55	-
Resident Permits	2,300	2,300	-
Vehicle Registration	2,868	2,868	-
Work Permits	2,000	2,000	-
Others*(Helicopter Landing Charges)	31,202	31,202	-
Exploration License Fees	5,000	5,000	-
Customs User Fees	2,865	2,865	-
ECOWAS Trade Levy (ETL)	1,545	1,545	-
Excise Tax	280	280	-
Export tax	100	100	-
GOL Fines	501	501	-
Import Levy	69	69	-0
Personal Income Withholding	33,840	33,840	-
Rent / Lease	4,300	4,300	-
Surface Rental	76,738	76,738	-
Total	164,562	164,562	-0

Name of Company	Amount Paid by Company (USD)	Amount Received by GoL/ Agency (USD)	Difference (USD)
Castle Gem (Liberia) Limited			
Others*(Reconnaissance license fees)	-	45,000	45,000
Total	-	45,000	45,000
Charis Minerals			
Royalty	-	4,272	4,272
Total	-	4,272	4,272
China Henan International Coop			
Business Registration	450	-	-450
Operational / Professional License	58	-	-58
Total	508	-	-508
China Union			
Business Registration	958	958	-
Resident Permits	18,210	18,210	-
Vehicle Registration	830	830	-
Work Permits	53,000	53,000	-
Contract Services	29,576	29,576	-
Others*(Helicopter Landing Charges)	2,031	2,031	-
Class (A, B, C) License	50,000	50,000	-
LTA fees	10	10	-
Annual Social Contribution (County & Community)	5,934,105	5,934,105	-
Contribution via GOL to University Depts (UL etc.)	50,000	50,000	-
Customs User Fees	374,325	374,325	-
ECOWAS Trade Levy (ETL)	75,783	75,783	-
Personal Income Withholding	279,586	279,586	-
Rent / Lease	31,200	31,200	-
Scientific Research Fund	100,000	100,000	-
Surface Rental	100,000	100,000	-
Total	7,099,614	7,099,614	-
Comptoire			
Vehicle Registration	-	230	230
EIA:Diamond: Class C	-	1,500	1,500
Total	-	1,730	1,730
Consor			
Business Registration	-	900	900
Vehicle Registration	-	330	330
Others*(Helicopter Landing Charges)	-	8,282	8,282
Excise Tax	-	21	21
GOL Fines	-	10,020	10,020
GST	-	9,166	9,166
Import Levy	-	611	611
Total	-	29,331	29,331
Damaka			
Article of Incorporation	-	20	20
Business Registration	-	955	955
Operational / Professional License	-	58	58
EIA:Gold: Class B	-	40,000	40,000
GOL Fines	-	42	42
Rent / Lease	-	1,440	1,440
Total	-	42,515	42,515

Name of Company	Amount Paid by Company (USD)	Amount Received by GoL/ Agency (USD)	Difference (USD)
Deveton			
Business Registration	900	900	-
Operational / Professional License	58	58	-
Others*(Helicopter Landing Charges)	-	2,500	2,500
Exploration License Fees	7,500	5,000	-2,500
Surface Rental	31,000	31,000	-
Total	39,458	39,458	-
Diamco Inc.			
Royalty	-	56,522	56,522
Total	-	56,522	56,522
Earthcon			
Business Registration	-	55	55
Operational / Professional License	-	58	58
Vehicle Registration	-	200	200
Contract Services	-	22,530	22,530
Personal Income Withholding	-	1,423	1,423
Rent / Lease	-	4,850	4,850
Total	-	29,116	29,116
Elenilto			
Signature Fees/Signing Bonus	12,499,992	12,499,992	-
Total	12,499,992	12,499,992	-
Elephant Fall			
Resident Permits	-	4,000	4,000
Vehicle Registration	-	230	230
GOL Fines	-	1,000	1,000
Personal Income Withholding	-	2,448	2,448
Rent / Lease	-	1,439	1,439
Total	-	9,117	9,117
Estmor Gold Mining			
Others*(Other mining fees)	-	3,600	3,600
Exploration License Fees	-	5,000	5,000
Total	-	8,600	8,600
Fine Mineral			
Exploration License Fees	-	5,000	5,000
Surface Rental	-	15,584	15,584
Total	-	20,584	20,584
Fortress (Liberia) Ltd			
Royalty	-	3,013	3,013
Total	-	3,013	3,013
Gemrock Mining Inc.			
Others*(Reconnaissance license fees)	-	30,000	30,000
Total	-	30,000	30,000
Global Mineral Investment			
Exploration License Fees	5,000	-	-5,000
Surface Rental	19,905	-	-19,905
Total	24,905	-	-24,905

Name of Company	Amount Paid by Company (USD)	Amount Received by GoL/ Agency (USD)	Difference (USD)
Golden Mass Trading			
Royalty	-	162,766	162,766
Total	-	162,766	162,766
Golden Vision Trading			
Royalty	-	140,940	140,940
Total	-	140,940	140,940
Gryphon Minerals			
Business Registration	900	-	-900
Vehicle Registration	790	-	-790
ECOWAS Trade Levy (ETL)	616	-	-616
EIA:Gold: Class A	5,000	-	-5,000
Excise Tax	6,587	-	-6,587
GST	5,393	-	-5,393
Personal Income Withholding	909	-	-909
Rent / Lease	700	-	-700
Total	20,895	-	-20,895
H-10			
Business Registration	-	1,350	1,350
Fire Certificate	-	14	14
Operational / Professional License	-	115	115
Resident Permits	-	150	150
Vehicle Registration	-	100	100
Royalty	-	4,974	4,974
Total	-	6,703	6,703
Handin			
Business Registration	-	900	900
Operational / Professional License	-	58	58
Personal Income Withholding	-	112	112
Total	-	1,069	1,069
Han-Uman			
Article of Incorporation	-	20	20
Business Registration	-	900	900
Operational / Professional License	-	58	58
Total	-	978	978
Hummingbird			
Business Registration	900	900	-
Fire Certificate	495	495	-
Operational / Professional License	58	58	-
Resident Permits	6,250	6,250	-
Vehicle Registration	6,851	6,851	-
Work Permits	18,000	18,000	-
Corporate Profits Tax / Turnover Tax	3,025	3,025	-
Customs User Fees	6,846	6,846	-
ECOWAS Trade Levy (ETL)	4,198	4,198	-
Excise Tax	5,785	5,785	-
GOL Fines	5,246	5,246	-

Name of Company	Amount Paid by Company (USD)	Amount Received by GoL/ Agency (USD)	Difference (USD)
GST	18,821	18,821	-
Import Levy	21,583	21,583	-
Personal Income Withholding	306,985	306,985	-
Total	405,043	405,043	-
Investment Development			
Business Registration	-	900	900
Operational / Professional License	-	58	58
Vehicle Registration	-	2,235	2,235
Others*(Helicopter Landing Charges)	-	5,576	5,576
Exploration License Fees	-	15,000	15,000
Customs User Fees	-	6,275	6,275
ECOWAS Trade Levy (ETL)	-	2,370	2,370
GST	-	4,300	4,300
Import Levy	-	66	66
Personal Income Withholding	-	1,684	1,684
Surface Rental	-	116,165	116,165
Total	-	154,628	154,628
Iron Bird			
Business Registration	900	900	-
Operational / Professional License	58	58	-
Contract Services	-	10,907	10,907
Non-Resident Withholding	-	32,368	32,368
Rent / Lease	-	657	657
Total	958	44,889	43,932
Iron Resources			
Business Registration	-	900	900
Operational / Professional License	-	115	115
Vehicle Registration	3,694	4,037	343
Others*(Helicopter Landing Charges)	-	1,554	1,554
Mining Concession	5,000	-	-5,000
Customs User Fees	407	5,996	5,589
ECOWAS Trade Levy (ETL)	-	2,097	2,097
GOL Fines	-	1,973	1,973
GST	-	1,626	1,626
Personal Income Withholding	349	407	58
Rent / Lease	5,000	5,000	-
Surface Rental	30,000	-	-30,000
Total	44,449	23,704	-20,745
Jamu Resources			
Business Registration	-	900	900
Operational / Professional License	-	58	58
Vehicle Registration	-	390	390
Others*(Helicopter Landing Charges)	-	1,013	1,013
ECOWAS Trade Levy (ETL)	-	87	87
GST	-	1,290	1,290
Total	-	3,737	3,737

Name of Company	Amount Paid by Company (USD)	Amount Received by GoL/ Agency (USD)	Difference (USD)
Jonah Capital			
Article of Incorporation	30	30	-
Business Registration	900	900	-
Operational / Professional License	58	58	-
Vehicle Registration	230	230	-
Others*(Helicopter Landing Charges)	3,793	3,793	-
Exploration License Fees	30,000	30,000	-
GST	3,971	3,971	-
Import Levy	259	259	-
Personal Income Withholding	750	750	-
Surface Rental	204,795	204,795	-
Total	244,785	244,785	-
KBL			
Business Registration	-	55	55
Operational / Professional License	-	58	58
Vehicle Registration	-	63	63
Work Permits	-	14	14
Others*(Helicopter Landing Charges)	-	7	7
Corporate Profits Tax / Turnover Tax	-	26	26
EIA:Gold: Class B	-	274	274
Personal Income Withholding	-	67	67
Total	-	563	563
Kildoon			
Article of Incorporation	-	20	20
Business Registration	-	900	900
Operational / Professional License	-	58	58
EIA:Gold: Class C	-	5,000	5,000
Rent / Lease	-	200	200
Total	-	6,178	6,178
Knights Groups			
Article of Incorporation	10	10	-
Business Registration	900	900	-
Fire Certificate	20	20	-
Operational / Professional License	58	58	-
Exploration License Fees	10,000	10,000	-
Surface Rental	45,516	45,516	-
Total	56,503	56,503	-
Konblo Bumi			
Business Registration	-	955	955
Resident Permits	-	1,150	1,150
Vehicle Registration	-	11,799	11,799
Work Permits	-	1,000	1,000
Others*(Helicopter Landing Charges)	-	35,406	35,406
Exploration License Fees	-	10,000	10,000
Administrative fees	-	48,440	48,440
ECOWAS Trade Levy (ETL)	-	16,976	16,976

Name of Company	Amount Paid by Company (USD)	Amount Received by GoL/ Agency (USD)	Difference (USD)
EIA:Diamond: Class A	-	25,000	25,000
EIA:Gold: Class B	-	5,000	5,000
GOL Fines	-	565	565
GST	-	13,925	13,925
Import Levy	-	1,385	1,385
Personal Income Withholding	-	136,893	136,893
Rent / Lease	-	4,150	4,150
Royalty	-	1,142	1,142
Surface Rental	-	74,702	74,702
Total	-	388,487	388,487
Liberia Development Initiative			
Exploration License Fees	-	10,000	10,000
Surface Rental	-	24,811	24,811
Total	-	34,811	34,811
Liberia Mineral			
Article of Incorporation	-	20	20
Business Registration	-	55	55
Operational / Professional License	-	58	58
Total	-	133	133
Lofa Mineral			
Business Registration	-	900	900
Operational / Professional License	-	58	58
Resident Permits	-	1,250	1,250
Vehicle Registration	-	230	230
Work Permits	-	1,000	1,000
Others*(Helicopter Landing Charges)	-	281	281
Customs User Fees	-	1,729	1,729
EIA:Gold: Class C	-	500	500
GOL Fines	-	39	39
GST	-	330	330
Import Levy	-	620	620
Personal Income Withholding	-	1,357	1,357
Rent / Lease	-	360	360
Total	-	8,655	8,655
Madansu			
Business Registration	-	55	55
Operational / Professional License	-	58	58
GOL Fines	-	14	14
Total	-	126	126
Madas Corporation			
Royalty	-	7,107	7,107
Total	-	7,107	7,107
Massa Investment			
Exploration License Fees	-	10,000	10,000
Surface Rental	-	29,500	29,500
Total	-	39,500	39,500

Name of Company	Amount Paid by Company (USD)	Amount Received by GoL/ Agency (USD)	Difference (USD)
Middle Island Resources			
Business Registration	900	900	-
Operational / Professional License	-	968	968
Resident Permits	450	450	-
Vehicle Registration	910	-	-910
Work Permits	2,000	2,000	-
Contract Services	150	150	-
Others*(Helicopter Landing Charges)	-	1,364	1,364
Withholding Tax Other	1,364	-	-1,364
Exploration License Fees	5,000	5,000	-
Customs User Fees	397	397	-
ECOWAS Trade Levy (ETL)	219	219	-
GOL Fines	935	4,652	3,718
GST	1,407	1,407	-
Import Levy	134	134	-
Minerals License fees:-	5,000	-	-5,000
Personal Income Withholding	10,110	10,110	-
Rent / Lease	4,700	4,700	-
Surface Rental	4,481	4,481	-
Total	38,156	36,932	-1,224
Mining & Geotechnical			
Article of Incorporation	-	20	20
Business Registration	-	900	900
Operational / Professional License	-	58	58
Vehicle Registration	-	100	100
Work Permits	-	10,000	10,000
Total	-	11,078	11,078
Monnet Global			
Others*(Surface Rental)	-	45,000	45,000
Total	-	45,000	45,000
Nimba Mining			
Resident Permits	-	500	500
Vehicle Registration	-	460	460
Others*(Helicopter Landing Charges)	-	2,335	2,335
GST	-	3,250	3,250
Import Levy	-	219	219
Total	-	6,765	6,765
Noya Mining Company			
Exploration License Fees	5,000	-	-5,000
Surface Rental	32,918	-	-32,918
Total	37,918	-	-37,918
Nyan Bartee Corporation			
Royalty	-	16,724	16,724
Total	-	16,724	16,724

Name of Company	Amount Paid by Company (USD)	Amount Received by GoL/ Agency (USD)	Difference (USD)
Pedra			
Business Registration	-	900	900
Operational / Professional License	-	58	58
Withholding Tax Other	-	200	200
Personal Income Withholding	-	600	600
Total	-	1,758	1,758
Pedsam Mining			
Business Registration	900	900	-
Operational / Professional License	58	58	-
Exploration License Fees	22,500	22,500	-
Personal Income Withholding	158	158	-
Surface Rental	59,995	59,995	-
Total	83,610	83,610	-
Planet Minerals			
Others*(Helicopter Landing Charges)	3,074	-	-3,074
Exploration License Fees	5,000	-	-5,000
ECOWAS Trade Levy (ETL)	154	-	-154
GST	2,378	-	-2,378
Surface Rental	15,000	-	-15,000
Total	25,606	-	-25,606
Putu Iron Ore Mining			
Business Registration	900	900	-
Operational / Professional License	58	58	-
Resident Permits	2,500	2,500	-
Vehicle Registration	3,405	3,405	-
Contract Services	60,945	60,945	-
Annual Social Contribution (County & Community)	500,000	500,000	-
Contribution via GOL to University Depts (UL etc.)	200,000	200,000	-
Customs User Fees	200,000	200,000	-
ECOWAS Trade Levy (ETL)	10,514	10,514	-
Excise Tax	3,040	3,040	-
Export tax	100	100	-
GOL Fines	19,834	19,834	-
GST	11,905	11,905	-
Import Levy	16,614	16,614	-
Mineral Dev.t & Research Fund (pd to MLME only)	100,000	100,000	-
Non-Resident Withholding	487,075	487,075	-
Personal Income Withholding	442,727	442,727	-
Scientific Research Fund	100,000	100,000	-
Signature Fees/Signing Bonus	1,000,000	1,000,000	-
Withholding on Payments to Third Parties for	79,280	79,280	-
Total	3,238,895	3,238,895	-
Royal Company			
Royalty	-	271,467	271,467
Total	-	271,467	271,467

Name of Company	Amount Paid by Company (USD)	Amount Received by GoL/ Agency (USD)	Difference (USD)
Rusalka Group			
Others*(Reconnaissance License fee)	-	15,000	15,000
Total	-	15,000	15,000
Salmeac Resources			
Business Registration	-	900	900
Operational / Professional License	-	58	58
Vehicle Registration	-	460	460
Work Permits	-	1,000	1,000
Contract Services	-	590	590
Personal Income Withholding	-	13,048	13,048
Total	-	16,056	16,056
Sarama Corporation			
Business Registration	900	900	-
Operational / Professional License	58	58	-
Resident Permits	650	650	-
Vehicle Registration	790	685	-105
Rent / Lease	-	4,444	4,444
Surface Rental	30,000	30,000	-
Total	32,398	36,737	4,339
Shankil Resources (Lib) Inc.			
Exploration License Fees	-	5,000	5,000
Surface Rental	-	13,500	13,500
Total	-	18,500	18,500
Sinoe Exploration			
Business Registration	900	900	-
Operational / Professional License	58	58	-
Exploration License Fees	33,053	5,000	-28,053
Surface Rental	5,000	33,053	28,053
Total	39,010	39,010	-
Sinoe Mining & Exploration			
Business Registration	-	900	900
Resident Permits	-	250	250
Vehicle Registration	-	230	230
Exploration License Fees	-	5,000	5,000
Customs User Fees	-	140	140
ECOWAS Trade Levy (ETL)	-	47	47
Pre-Shipment / Destination Inspection (GOL's share)	-	58	58
Surface Rental	-	28,845	28,845
Total	-	35,469	35,469
South East Resources			
Business Registration	55	-	-55
Operational / Professional License	58	-	-58
Total	113	-	-113

Name of Company	Amount Paid by Company (USD)	Amount Received by GoL/ Agency (USD)	Difference (USD)
Southern Cross			
Business Registration	-	900	900
Operational / Professional License	-	58	58
Resident Permits	-	500	500
Vehicle Registration	-	10,115	10,115
Work Permits	-	4,000	4,000
Contract Services	-	93	93
Others*(Helicopter Landing Charges)	-	59,651	59,651
Customs User Fees	-	32,436	32,436
ECOWAS Trade Levy (ETL)	-	15,676	15,676
Excise Tax	-	428	428
GOL Fines	-	1,649	1,649
GST	-	43,199	43,199
Import Levy	-	18,852	18,852
Personal Income Withholding	-	15,895	15,895
Total	-	203,450	203,450
Srpi Group Africa Ltd			
Royalty	-	5,525	5,525
Total	-	5,525	5,525
Star Diamond Company Inc.			
Royalty	-	16,182	16,182
Total	-	16,182	16,182
Stein			
Article of Incorporation	-	20	20
Business Registration	-	900	900
Operational / Professional License	-	58	58
Resident Permits	-	50	50
Vehicle Registration	-	760	760
Others*(Helicopter Landing Charges)	-	9,882	9,882
Customs User Fees	-	9,364	9,364
ECOWAS Trade Levy (ETL)	-	3,859	3,859
EIA: Birite	-	30,000	30,000
Export tax	-	14,300	14,300
GST	-	11,943	11,943
Rent / Lease	-	150	150
Total	-	81,285	81,285
Superor Mineral Resources			
Business Registration	4,000	-	-4,000
Withholding Tax Other	240	-	-240
Total	4,240	-	-4,240
Task International			
Royalty	-	5,625	5,625
Total	-	5,625	5,625
Tawana			
Business Registration	900	900	-
Operational / Professional License	-	58	58
Aircraft Inspection Fees	1,200	-	-1,200

Name of Company	Amount Paid by Company (USD)	Amount Received by GoL/ Agency (USD)	Difference (USD)
Aviation Development Fees	2,812	-	-2,812
EIA:Gold: Class A	5,000	-	-5,000
GOL Fines	-	225	225
Land Permit Fees	200	-	-200
Personal Income Withholding	4,019	5,311	1,292
Rent / Lease	-	700	700
Surface Rental	15,000	15,000	-
Temporary Air Service Permit	1,800	-	-1,800
Total	30,931	22,193	-8,738
Thackett Mining			
Personal Income Withholding	-	1,202	1,202
Total	-	1,202	1,202
The Diamond Star			
Article of Incorporation	-	10	10
Business Registration	-	1,350	1,350
Operational / Professional License	-	115	115
Resident Permits	-	500	500
Vehicle Registration	-	15	15
Work Permits	-	1,000	1,000
Contract Services	-	2,970	2,970
Corporate Profits Tax / Turnover Tax	-	1,429	1,429
EIA:Diamond: Class A	-	25,000	25,000
Rent / Lease	-	1,000	1,000
Royalty	-	63,173	63,173
Total	-	96,562	96,562
Tietto Minerals			
Business Registration	900	900	-
Operational / Professional License	58	58	-
Vehicle Registration	440	440	-
Exploration License Fees	10,000	10,000	-
Rent / Lease	3,000	3,000	-
Surface Rental	67,427	67,427	-
Total	81,825	81,825	-
Trans-Atlantic Petroleum & Oil Resources			
Exploration License Fees	-	10,000	10,000
Surface Rental	-	64,864	64,864
Total	-	74,864	74,864
Treco Mining			
Business Registration	900	900	-
Operational / Professional License	-	58	58
Others*(Helicopter Landing Charges)	-	738	738
Dealer License	10,000	-	-10,000
ECOWAS Trade Levy (ETL)	-	2	2
EIA:Diamond: Class B	-	10,000	10,000
GOL Fines	12,114	12,114	-
GST	-	29	29
Personal Income Withholding	1,686	1,686	-
Survey Fees	600	-	-600
Total	25,300	25,527	226

Name of Company	Amount Paid by Company (USD)	Amount Received by GoL/ Agency (USD)	Difference (USD)
VBG			
Business Registration	-	900	900
Operational / Professional License	-	58	58
Contract Services	-	420,890	420,890
Others*(Helicopter Landing Charges)	-	38,710	38,710
Exploration License Fees	-	5,000	5,000
ECOWAS Trade Levy (ETL)	-	1,328	1,328
GOL Fines	-	225	225
GST	-	21,356	21,356
Personal Income Withholding	-	7,425	7,425
Surface Rental	-	35,231	35,231
Total	-	531,123	531,123
Voila International Inc			
Minerals License fees:-	5,000	-	-5,000
Surface Rental	35,000	-	-35,000
Total	40,000	-	-40,000
WDL Corporation			
Business Registration	900	-	-900
Operational / Professional License	58	58	-
Total	958	58	-900
Weajue			
Article of Incorporation	-	30	30
Work Permits	-	2,000	2,000
Customs User Fees	-	8,521	8,521
ECOWAS Trade Levy (ETL)	-	2,840	2,840
Personal Income Withholding	-	15,180	15,180
Total	-	28,571	28,571
West Africa Gold And Diamond Inc.			
Royalty	-	66,346	66,346
Total	-	66,346	66,346
West Arican Resources (Lib).			
Business Registration	900	-	-900
Operational / Professional License	58	-	-58
Customs User Fees	2,471	-	-2,471
ECOWAS Trade Levy (ETL)	247	-	-247
GOL Fines	4,942	-	-4,942
GST	3,996	-	-3,996
Total	12,614	-	-12,614
West Peak			
Business Registration	900	900	-
Operational / Professional License	115	115	-
Contract Services	7,240	7,240	-
Others*(Helicopter Landing Charges)	2,659	2,659	-
Exploration License Fees	7,500	7,500	-
ECOWAS Trade Levy (ETL)	133	133	-
GST	2,286	2,286	-
Non-Resident Withholding	17,521	17,521	-

Name of Company	Amount Paid by Company (USD)	Amount Received by GoL/ Agency (USD)	Difference (USD)
Personal Income Withholding	1,264	1,264	-
Rent / Lease	2,000	2,000	-
Surface Rental	30,000	30,000	-
Total	71,618	71,618	-
Western Cluster Limited			
Business Registration	900	900	-
Operational / Professional License	58	58	-
Resident Permits	7,700	7,700	-
Vehicle Registration	700	700	-
Work Permits	7,000	7,000	-
Contract Services	35,833	35,833	-
Others*(Helicopter Landing Charges)	14	14	-
Annual Social Contribution (County & Community)	1,850,000	1,850,000	-
Customs User Fees	1,246	1,246	-
ECOWAS Trade Levy (ETL)	402	402	-
GOL Fines	5,122	5,122	-
Non-Resident Withholding	8,278	8,278	-
Personal Income Withholding	104,470	104,470	-
Rent / Lease	26,201	26,201	-
Signature Fees/Signing Bonus	12,500,008	12,500,008	0
Total	14,547,931	14,547,931	0
White Rock			
Article of Incorporation	-	20	20
Business Registration	-	900	900
Operational / Professional License	-	58	58
Total	-	978	978
Winestock Development			
Business Registration	958	-	-958
Vehicle Registration	330	-	-330
Exploration License Fees	10,000	-	-10,000
Surface Rental	5,930	-	-5,930
Total	17,217	-	-17,217
Xin Yuan			
Fire Certificate	-	14	14
Customs User Fees	-	465	465
EIA:Gold: Class C	-	625	625
Personal Income Withholding	-	337	337
Total	-	1,441	1,441
Youssef Diamond			
Business Registration	958	900	-58
Operational / Professional License	-	58	58
Resident Permits	-	250	250
Vehicle Registration	-	3,154	3,154
Others*(Helicopter Landing Charges)	-	1,000	1,000
EIA:Gold: Class B	10,000	10,000	-
Personal Income Withholding	8,312	7,600	-713
Total	19,270	22,961	3,691

OIL

Name of Company	Amount Paid by Company (USD)	Amount Received by GoL/ Agency	Difference (USD)
African Petroleum			
Business Registration	900	900	-
Fire Certificate	105	105	-
Operational / Professional License	58	58	-
Vehicle Registration	880	880	-
Personal Income Withholding	26,482	26,482	-
Total	28,425	28,425	-
Anadark Blk 10			
Business Registration	900	900	-
Operational / Professional License	58	58	-
Annual Training	250,000	250,000	-
Attendance fees	11,000	11,000	-
Contribution via GOL to University Depts (UL etc.)	150,000	150,000	-
Hydrocarbon Development Fund	250,000	250,000	-
Rural Energy fund	200,000	200,000	-
Social Welfare Contribution	250,000	250,000	-
Surface Rental	137,600	137,600	-
Total	1,249,558	1,249,558	-
Anadarko Liberia			
Business Registration	900	900	-
Operational / Professional License	58	58	-
Vehicle Registration	100	100	-
LTA fees	520	520	-
Aircraft Inspection Fees	2,400	2,400	-
Annual Training	300,000	300,000	-
Attendance fees	32,000	32,000	-
Aviation Development Fees	152,192	152,192	-
Contribution via GOL to University Depts (UL etc.)	225,000	225,000	-
Hydrocarbon Development Fund	375,000	375,000	-
Personal Income Withholding	797	797	-
Social Welfare Contribution	450,000	450,000	-
Surface Rental	293,250	293,250	-
Temporary Air Service Permit	3,700	3,700	-
Total	1,835,916	1,835,916	-
Broadway Peppercoast			
Business Registration	958	900	-58
Operational / Professional License	-	58	58
Annual Training	100,000	100,000	-
Contribution via GOL to University Depts (UL etc.)	75,000	75,000	-
Personal Income Withholding	20,279	20,279	-
Social Welfare Contribution	150,000	150,000	-
Surface Rental	123,750	123,750	-
Total	469,987	469,987	0

Name of Company	Amount Paid by Company (USD)	Amount Received by GoL/ Agency (USD)	Difference (USD)
Chevron B			
Business Registration	900	900	-
Operational / Professional License	58	58	-
GOL Fines	525	525	-
Total	1,483	1,483	-
Chevron C			
Business Registration	900	900	-
Operational / Professional License	58	58	-
GOL Fines	525	525	-
Total	1,483	1,483	-
Chevron D			
Business Registration	900	900	-
Operational / Professional License	58	58	-
GOL Fines	525	525	-
Total	1,483	1,483	-
Chevron Liberia			
Business Registration	900	900	-
Operational / Professional License	58	58	-
Resident Permits	16,300	16,300	-
Vehicle Registration	405	405	-
Work Permits	2,000	2,000	-
Others*	6,720	6,720	-
Aircraft Inspection Fees	2,400	2,400	-
Annual Training	525,000	525,000	-
Attendance fees	32,000	32,000	-
Aviation Development Fees	155,108	155,108	-
Customs User Fees	600,000	600,000	-
ECOWAS Trade Levy (ETL)	31,514	31,514	-
GOL Fines	4,612	4,612	-
GST	384	384	-
Import Levy	1	1	-
Mobile Offshore Drilling Unit Certification Fees	100,000	100,000	-
NOCAL Others**	30,000	30,000	-
Non-Resident Withholding	1,118,649	1,118,649	-
Personal Income Withholding	401,707	401,707	-
Rural Energy fund	100,000	100,000	-
Social Welfare Contribution	750,000	750,000	-
Surface Rental	238,562	238,562	-
Temporary Air Service Permit	4,200	4,200	-
Total	4,120,519	4,120,519	-
European Hydrocarbon			
Aircraft Inspection Fees	5,600	5,600	-
Annual Training	200,000	200,000	-
Attendance fees	64,000	64,000	-
Aviation Development Fees	116,325	116,325	-
Casualty Investigation Fees	3,600	3,600	-
Contribution via GOL to University Depts (UL etc.)	250,000	250,000	-

Name of Company	Amount Paid by Company (USD)	Amount Received by GoL/ Agency (USD)	Difference (USD)
Hydrocarbon Development Fund	150,000	150,000	-
Inspection Fees	2,800	2,800	-
Mobile Offshore Drilling Unit Certification Fees	200,000	200,000	-
Permit Fees for Vessel Crew	15,700	15,700	-
Social Welfare Contribution	200,000	200,000	-
Surface Rental	535,179	535,179	-
Temporary Air Service Permit	1,800	1,800	-
Total	1,745,004	1,745,004	-
Nocal			
Fire Certificate	-	15	15
Resident Permits	-	75	75
Vehicle Registration	5,380	5,380	-
Others*(Helicopter Landing Charges)	-	3,990	3,990
Board Fees Withholding	5,450	5,450	-
ECOWAS Trade Levy (ETL)	-	6	6
GST	-	82	82
Personal Income Withholding	519,329	471,851	-47,478
Social Welfare Contribution	2,760,763	2,760,764	1
Surface Rental	1,328,341	1,353,629	25,288
Withholding on Payments to Third Parties for	5,500	5,500	-
Total	4,624,763	4,606,743	-18,020
Oranto Petroleum Liberia Ltd			
Business Registration	900	900	-
Operational / Professional License	58	58	-
Personal Income Withholding	2,047	2,047	-
Total	3,005	3,005	-
Oranto Petroleum Ltd (Bvi)			
Business Registration	900	900	-
Operational / Professional License	58	58	-
Total	958	958	-

PART 2-2: REVENUE TRACKING SCHEDULE

COMPANY	AMOUNT PAID BY COMPANY	AGENCY	AMOUNT RECEIVED BY AGENCY	BENEFICIARY	AMOUNT DISBURSED TO BENEFICIARY (US\$)	DIFFERENCE ACCOUNTED FOR (US\$)	DIFFERENCE NOT ACCOUNTED FOR (US\$)
Arcelor Mittal	3,100,000.00	Ministry of Lands, Mines and Energy	3,100,000.00	Bong	500,000.00		
				Grand Bassa	1,000,000.00		
				Nimba	1,500,000.00		
				Scientific Research Fund	100,000.00		
				Total	3,100,000.00		
China Union	6,049,946.00	Ministry of Lands, Mines and Energy	6,049,946.00	Bong	1,750,000.00		
				Margibi	875,000.00		
				Montserrado	875,000.00		
				Geology Dept (UL)	50,000.00		
				Scientific Research	166,666.67		
				Total	3,716,666.67		2,333,279.33
BHP Billiton	450,000.00	Ministry of Finance	450,000.00	Bong	100,000.00		
				Grand Bassa	200,000.00		
				Nimba	100,000.00		
				Scientific Research	50,000.00		
				Total	450,000.00		
Elinito/ Western Cluster	2,000,000.00	Ministry of finance	2,000,000.00	Bomi	666,666.66		
				Gbarpolu	666,666.67		
				Grand Cape Mt	666,666.67		
				Total	2,000,000.00		
Putu Mining	900,000.00	Ministry of Lands, Mines and Energy	900,000.00	Grand Gedeh	250,000.00		
				River Gee	100,000.00		
				Sinoe	150,000.00		
				Geology Dept. (UL)	200,000.00		
				Scientific Research	100,000.00		
				Mineral Dev.t & Research Fund (paid to MLME only)	100,000.00		
				Total	900,000.00		-

COMPANY	AMOUNT PAID BY COMPANY	AGENCY	AMOUNT RECEIVED BY AGENCY	BENEFICIARY	AMOUNT DISBURSED TO BENEFICIARY (US\$)	DIFFERENCE ACCOUNTED FOR (US\$)	DIFFERENCE NOT ACCOUNTED FOR (US\$)
NOCAL	1,160,763.78	Ministry of finance	1,350,000.00	Grand Bassa	150,000.00		
				Grand Cape Mt	300,000.00		
				Grand Kru	50,000.00		
				Montserrado	150,000.00		
				River Cess	550,000.00		
				Sinoe	150,000.00		
				Total	1,350,000.00		-
							189,236.22
Chevron	170,000.00	Monrovia City Corporation	170,000.00	Project Environmental Health	150,000.00		
				Trash to Cash Project	20,000.00		
				Total	170,000.00		
Chevron	175,000.00	Redemption Hospital	175,000.00	Upgrade of medical wards (laboratory)	175,000.00		
				Total	175,000.00		
Chevron	1,375,000.00	NOCAL	1,375,000.00	Social Welfare Contribution	750,000.00		
				Annual Training	525,000.00		
				Rural Energy fund	100,000.00		
				Total	1,375,000.00		
European Hydrocarbon	550,000.00	NOCAL	550,000.00	Social Welfare Contribution	200,000.00		
				Annual Training	200,000.00		
				Hydrocarbon Development Fund	150,000.00		
				Total	550,000.00		
Anadarko Liberia	1,350,000.00	NOCAL	1,350,000.00	Contribution via GOL to University Dept. (UL etc.)	225,000.00		
				Social Welfare Contribution	450,000.00		
				Annual Training	300,000.00		
				Hydrocarbon Development Fund	375,000.00		
				Total	1,350,000.00		
Anadarko Liberia Blk 10	1,100,000.00	NOCAL	1,100,000.00	Contribution via GOL to University Dept. (UL etc.)	150,000.00		
				Social Welfare Contribution	250,000.00		
				Annual Training	250,000.00		
				Hydrocarbon Development Fund	250,000.00		
				Rural Energy fund	200,000.00		
				Total	1,100,000.00		

COMPANY	AMOUNT PAID BY COMPANY	AGENCY	AMOUNT RECEIVED BY AGENCY	BENEFICIARY	AMOUNT DISBURSED TO BENEFICIARY (US\$)	DIFFERENCE ACCOUNTED FOR (US\$)	DIFFERENCE NOT ACCOUNTED FOR (US\$)
Peppercoast, Broadway	325,000.00	NOCAL	325,000.00	Contribution via GOL to University Dept. (UL etc.)	75,000.00		
				Social Welfare Contribution	150,000.00		
				Annual Training	100,000.00		
				Total	325,000.00		
Firestone	50,000.00	Ministry of Finance	50,000.00	Contribution via GOL to University Dept. (UL etc.)	50,000.00		
				Total	50,000.00		
Total	18,755,709.78		18,944,946.00		16,611,666.67		2,144,043.11

PART 2-3: AMOUNT DUE SCHEDULE

SECTOR	AMOUNT DISCLOSED BY COMPANY	AMOUNT DISCLOSED BY AGENCY	RECONCILER COMPUTED AMOUNT	AMOUNT PAID	OVER/(UNDER) PAYMENT
	A	B	C	D	E=D-C
	US\$	US\$	US\$	US\$	US\$
Agricultural	-	-	-	-	-
Forestry	30,995	1,377,034	13,216,145	1,991,311	(11,224,834)
Mining	27,549,499	16,250,376	12,518,068	40,720,969	28,202,902
Oil	5,449,927	-	5,854,681	8,041,547	2,186,866
Total	33,030,421	17,627,411	31,588,894	50,753,827	19,164,934

PART 2-4: IN-KIND CONTRIBUTION SCHEDULES

Mining Sector

Putu Iron Ore Company			
	Recipient	Quantity	Description
School Supplies	Thirteen Elementary Schools, one night School in Mine Foot print	Not quantifiable	Assorted Stationery Supplies including one computer
Clinic/Hospital Supplies	Three clinics in Mine Footprint (Karlrowleh, Pennekon and Jarwodee)	Not quantifiable	Assorted drugs (Distributed on quarterly basis)
Water and Sanitation	12 communities in the Mine Footprint		

Arcelormittal Liberia Ltd			
	Recipient	Quantity	Description
Road Rehabilitation	Buchanan G Bassa	0	Rehabilitation of Buchanan Concession Area
School Construction	Wamah Town, Bong County	1	Construction of six classroom building
School Construction	Makinto Town, Bong County	1	Construction of six classroom building
Market Building Construction	Compound #3 Community, Grand Bassa	1	Construction of Community Market
Water and Sanitation	Soor Town Community	1	Construction of hand pumps
Water and Sanitation	Willie Helbig Community G, Bassa	1	Construction of hand pumps
Water and Sanitation	Kpazhon Town Community, G. Basa	1	Construction of hand pumps
Water and Sanitation	Nyangbah Community, G. Basa	1	Construction of hand pumps
Water and Sanitation	Gbenee's Town Community, G. Bassa	1	Construction of hand pumps
Water and Sanitation	Wamah Tow, Bong County	1	Construction of hand pumps
Water and Sanitation	Neekreen Town, G. Bassa County	2	Construction of hand pumps

China Union Investment (Liberia) Bong Mines Co. Ltd			
	Recipient	Quantity	Description
Road Rehabilitation	Road from Bong Mines to Kakata	30km	The overall plan is to renovate the road from Bong Mines to Kakata.
School Rehabilitation			
Clinic/Hospital Supplies			

BHP Billiton			
	Recipient	Quantity	Description
Education scholarships			Local high school and university
Water and sanitation	Equip Liberia		Water and sanitation projects
Grants	Building markets		Local entrepreneur and marketplace development
Liberia marathon	Liberia Marathon Trust		
Production of Liberia Investment Guide	Modern Activity		

AgricultureSector

Sime Darby Plantation (Liberia) Inc

	Recipient	Quantity	Description
Road Construction	Community		
Road Rehabilitation	Community		
Clinic / Hospital Supplies	Community		
Market Building Rehabilitation	Community		
Education Scholarships	Community		
Water and Sanitation	Community		
Bridges	Community		
Police Station Gbah/ Cape Mount	Community		
Latrines	Community		
Rice Contribution	Community		

Golden Veroleum (Liberia) Inc

	Recipient	Quantity	Description
School Supplies	UMU Agricultural College		Food Supplies
Clinic / Hospital Supplies	Community Health Team		
Education Scholarships			6 students semester fees
Water and Sanitation	Communities Development		Communities wells/pumps
Grants	Butaw District Commissioner		Signing of Social Agreement
Others			Communities meeting expenses-Butaw

Firestone (Liberia) Inc

	Recipient	Quantity	Description
Road Rehabilitation	Plantation	200 miles	Estates Roads
School Construction	Employees' children/Dependants	4 Classrooms	Div. 45
School Rehabilitation	Employees' children/Dependants		
School Supplies & Maintenance	Company Schools	Various	Firestone Area
Clinic/Hospital Construction	Employees' children/Dependants	1	Friendship Bldg
Clinic/Hospital Rehabilitation	Employees' children/Dependants	1	Prematernity Ward
Clinic/Hospital Supplies & Maintenance	Company Health Centers	Various	Firestone Area
Education Scholarships	Liberian Students		
Water and Sanitation	Community Dwellers		
Youth Support Services	Local & Other youth institutions		
Children Surgery International (CSI)	All assessed children with specified health conditions from Liberia & West Africa	Various	

Adult Literacy Program	Community Dwellers	Various	
School of the Blind			
Contribution to religious, court and other operations	Various Personnel	Various Personnel	Contribution to community
Community & FSLB Radio stations	Radio Peace & FM 89.5		
Rubber stamps issued to Local Farmers	Local Farmers		

Liberia Agriculture Company			
Type of cont.	Recipient	Quantity	Description
Road Rehabilitation	Community and estates		Road rehabilitation (estate and compound 3, Buchanan)
School Construction	Dependants		New schools and extensions
School Supplies	Dependants		Text books and other consumables
Clinic / Hospital Construction	Employees and outsiders/community		Extension of Family Planning office and partial construction of the Out Patient Department
Clinic / Hospital Supplies	Employees and outsiders/community		Drugs, medical material and various supplies
Education Scholarships	Employees's children/dependants		Various students in colleges and universities
Water and Sanitation	Community and estates		Camps maintenance and sanitation
Youth Support Services	Community and estates		Sports and labour welfare
Rubber stamps issued to local farmers			Stumps issued at cost for the company
Support to orphanage			
Various programs, sports and awards			

Oil Sector

Peppercoast Petroleum			
	Recipient	Quantity	Description
School Construction	Danny Feeney		Wall

Chevron (Liberia) Inc			
	Recipient	Quantity	Description
	JFK Hospital		Donation of ultrasound machine
	Booker Washington Institute		Mechanical & Woodwork Machine

Forestry Sector

Bargor&Bargor Enterprises Inc			
Type of contribution	Recipient	Quantity	Description
Road Rehabilitation	Affected communities	16km	Gomahill Bypass

LIST OF COMPANIES THAT SUBMITTED PAYMENT DATA

AGRICULTURE SECTOR

1. Cavalla Rubber
2. Firestone Liberia Inc
3. Golden Veroleum
4. Liberia Agriculture Company
5. Liberia Forest Products
6. Libinc Oil Palm Inc.
7. Morris American Rubber Company
8. Salala Rubber Corporation
9. Sime Darby
10. Maryland Oil Palm Plantation

FORESTRY SECTOR

1. Akewa Group of Companies
2. Alpha Logging & Wood Company
3. Atlantic Resources Limited
4. B&V Timber Company
5. Bargor&Bargor Enterprise Inc.
6. Bassa Logging & Timber
7. Ecowood Incorporated
8. EJ&J Enterprise
9. Euro Liberia Logging
10. Geblo Logging Inc.
11. International Consultant Capital
12. Liberia Tree and Trading Company/Mandra LTTC
13. Sun Yeun Corporation
14. Tarpeh Timber Corporation

MINING SECTOR

1. Afro Minerals
2. Aforo Resources/Indo Gold
3. African Gold Mining Liberia Limited
4. Amlib United Minerals Ltd
5. Arcelor Mittal
6. Archean Gold
7. Acquarian Commercial LLC
8. BAO CHICO Resources
9. BCM International

10. Bea Mountain Corporation
11. Belle Resources Ltd/Salmec Resources
12. Bopulu Commercial Ltd
13. BHP Billiton
14. BukonJedeh Resources Ltd
15. BG Minerals
16. Birimian Gold Limited
17. BSD Incorporated
18. China Union Investment (Liberia)
19. Deveton Mining Company
20. Global Minerals Investment LLC
21. Gryphon Minerals
22. Hummingbird Resources Ltd
23. Iron Resources
24. Iron Bird Resources Incorporated
25. Jonah Capital (BVI) Limited
26. Knights Group of Incorporated
27. Middle Island Resources
28. Noya Mining Company
29. Pedsam Mining
30. Planet Mines & Minerals Limited
31. Putu Iron Ore Mining Company
32. Sarama Mining Liberia Limited
33. South East Resources Inc.
34. Superior Mineral Resources Incorporated
35. Tawana Resources Liberia
36. Teitto Minerals (Liberia) Limited
37. Treco Mining Company
38. Viola International Inc.
39. West African Resources (Lib) Corp. Limited
40. West Peak Iron Limited
41. Western Cluster
42. Winestock Development Liberia Corporation
43. WDL Corporation
44. Youssef Diamond Company Limited
45. Sinoe Exploration Limited
46. Shankil Resources
47. Liberia Development Initiative
48. Ascension Resources
49. Investment Development Corporation
50. Jamu Resources Incorporated
51. Konblo Bumi

OIL SECTOR

1. African Petroleum
2. Anadarko Liberia / Block 10
3. Chevron Liberia/ A,B, C
4. National Oil Company of Liberia
5. Peppercoast/Broadway

COMPANIES THAT DID NOT SUBMIT PAYMENT DATA AGRICULTURE SECTOR

1. The Liberia Company (LIBCO)
2. Lee Group of Enterprises
3. Equatorial Palm Oil

FORESTRY SECTOR

1. Liberia Hard Wood Corporation
2. Global Logging
3. Tropical Timbers Inc.
4. Thunder Bird
5. Universal Forestry
6. Tropical Timbers
7. Eco-Timber Liberia
8. Timber Liberia
9. K-Mark INDO
10. Nature Oriented
11. Cavalla Logging
12. Frank Brooks Ltd
13. Quantum Resource
14. Buchanan Renewable Energy-Fuel

MINING SECTOR

1. Abundant Resource
2. Africa Diamond Resources
3. AfricDiam Company Inc.
4. Alex Stewart
5. Ascension Resources Corp.
6. B-2 (Bereket D. Tesfamariam)
7. Castle Gem
8. Charis Minerals, Inc.
9. Consor International Ltd
10. Comtoire De Diamant
11. Damaka Mining
12. Diamco Inc.
13. Elephant Fall Mining Company
14. Earthcons Inc.
15. Estmor Gold Mining Company
16. Fine Minerals International
17. Fortress (Liberia) Ltd
18. Gemrock Mining Inc.
19. Golden Vision Trading
20. Handin Resources Investment
21. Golden Mass Trading
22. H-10 International
23. Han-Uman Company
24. Investment Development Corporation
25. Jamu Resources
26. KonbloBumi Incorporated
27. Kidoon Enterprises
28. KBL Liberia Mining
29. Liberia Development Corporation
30. Liberia Mineral Resources
31. Lofa Mineral Corporation
32. Madansu's Incorporated
33. Madas Corporation
34. Massa Investment
35. Mining & Geotechnical Ltd
36. Monnet Global Ltd
37. NyanBartee Corporation
38. Nimba Mining Company
39. Pedra Mining
40. Royal Company
41. Ruskalka Group
42. Shankil Resources (Liberia) Inc.
43. Sinoe Exploration Limited
44. Southern Cross Investment Limited
45. Spri Group Africa Limited
46. Star Diamond Company
47. Steinbock Mineral (Lib) Ltd
48. Xin Yuan Transnational Corp.
49. Task International Ltd
50. Thackett Mining Inc.
51. The Diamond Plus Inc.
52. Trans-Atlantic Petroleum & Oil
53. VBG-VALE BSGR Liberia
54. White Rock Trading
55. West Africa Gold & Diamond
56. Weajue Hill Mining

LIST OF GOVERNMENT AGENCIES THAT PARTICIPATED IN THE 5th REPORT

1. Ministry of Finance
2. Ministry of Lands, Mines and Energy
3. Ministry of Agriculture
4. Forestry Development Authority
5. National Oil Company of Liberia
6. National Port Authority
7. Environmental Protection Agencies
8. Liberia Civil Aviation Authority
9. Liberia Maritime Authority

LIST OF COMPANIES WITHOUT ATTESTATION BY EXTERNAL AUDITORS

No.	Company	Sector
1.	AmLib	Mining
2.	BCM International (Liberia) Ltd	Mining
3.	BukonJeddeh Resources Ltd	Mining
4.	China Union Investment (Liberia) Bong Mines	Mining
5.	Knights Group	Mining
6.	Planet Minerals	Mining
7.	International Consultant Capital	Forestry
8.	Geblo Logging	Forestry
9.	EJ&J Investment	Forestry
10.	Tarpeh Timber	Forestry
11.	Liberia Forest Products Inc.	Agriculture
12.	Libinc Oil Palm Inc.	Agriculture
13.	Sime Darby	Agriculture

LIST OF COMPANIES WITHOUT ATTESTATION OF HEAD/AUTHORIZED PERSONNEL

No.	Company	Sector
5.	Knights Group	Mining
13.	Sime Darby	Agriculture

LIST OF COMPANIES WITHOUT NAMES OF HEADS/DESIGNEE BUT SIGNATURE ONLY

No.	Company	Sector
1.	Acquarian Commercial Holding Inc.	Mining
2.	Amlib Minerals	Mining
3.	BG Minerals	Mining
4.	China Union Investment (Liberia) Bong Mines Ltd	Mining
5.	Global Mineral Investment	Mining
6.	Gryphon minerals Limited	Mining
7.	Middle Island Resources	Mining
8.	Noya Company Limited	Mining
9.	Pedsam Mining Limited	Mining
10.	Planet minerals	Mining
11.	Sarama Mining	Mining
12.	Superior Mineral Resources	Mining
13.	Tawana Liberia Inc.	Mining
14.	Voila International Inc.	Mining
15.	West African resources	Mining
16.	Bargor&BargorEnt., Inc.	Forestry
17.	B & V Timber Company	Forestry
18.	EJ & J Investment	Forestry

