



SUMMARY OF LEITI THIRD REPORT

1 July 2009 – 30 June 2010

LEITI MULTI-STAKEHOLDERS STEERING GROUP

Government of Liberia

1. Ministry of Finance – Chair
2. Ministry of Lands, Mines & Energy – Co-chair
3. Ministry of Internal Affairs (MIA)
4. Forestry Development Authority (FDA)
5. National Oil Company of Liberia (NOCAL)
6. Ministry of Agriculture

National Legislature

1. The Liberian Senate
2. The Honorable House of Representatives

Civil Society Organizations

1. Publish What You Pay (PWYP)
2. Federation of Liberian Youth (FLY)
3. National Traditional Council of Liberia (NTCL)
4. Gold & Diamond Miners Workers Union of Liberia
5. Gold & Diamond Brokers & Dealers Association

Private Sector

1. ArcelorMittal
2. Chevron
3. BHP Billiton
4. Liberia Timber Association (LTA)

Development Partners

1. World Bank (WB)
2. International Monetary Fund (IMF)
3. United Nations Development Program (UNDP)
4. UK's Department for International Development (DfID)
5. United States Government
6. United Nations Mission in Liberia (UNMIL)
7. Deutsche Gesellschaft für Internationale Zusammenarbeit (GIZ)
8. African Development Bank (ADB)

PART-1: NARRATIVE

1.1 INTRODUCTION

This is a summary document to the 3rd reconciliation report on payments made to the Government of Liberia (GOL) by companies operating in the mining, oil, forestry, and agriculture sectors and the GOL receipts of revenues received from these companies. The reconciliation exercise has the following key objectives: serving as a source document for the Government and people of Liberia, and the world at large of the financial benefits that are accrued from the four sectors under review; helping the Government and people of Liberia to recognise the potential positive contribution that forest, agriculture, oil, and mineral resources can make to the economic and social development of Liberia; and meeting a partial fulfilment of the requirements of the EITI international.

1.2 BACKGROUND

The third reconciliation report of the Liberia Extractive Industries Transparency Initiative (LEITI) covers July 1, 2009 thru June 30, 2010. The report which was completed by a commissioned independent auditing firm, Moore Stephens, LLP (Administrators), undertook its field work (collection, analysis and reconciliation of data) from November 1, 2010 to December 16, 2010. Upon completing the field work, the administrators presented their initial findings to the Multi-Stakeholder Group (MSG) of LEITI. The final draft document (combining data and narrative with recommendations) was completed late February 2011.

1.3 ANNUAL EITI REPORT

The EITI is a global standard implemented locally in approximately 33 countries. The process of the Initiative sets out 12 principles and 6 criteria which implementing countries are required to uphold. One of the requirements is the production of an annual EITI Report which shows, but is not limited to, material payments made to host government by companies in the mining, oil, and in the case of Liberia, agriculture and forestry industries are included. It is noteworthy that total payments and receipts also include business licences made by diamond and gold dealers and brokers, and payments by pit-sawyers.

The LEITI was established in 2007 as a project and became an autonomous agency in 2009 by an Act of the Liberian Legislature. This Report is the Third EITI Report for Liberia. A review of the last two reports showed improvements in style, content, and quality notwithstanding the capacity for improvement.

The process leading up to the final LEITI 3rd Reconciliation Report progressed in the following order:

- Convened two inter-active workshops for stakeholders/reporting sectors
- Employed good practice procurement procedures which led to contracting an independent auditing firm to undertake data reconciliation and the preparation of a full report
- A workshop was convened by the Reconcilers for reporting companies and government ministries and line agencies.
- The template, approved by MSG was distributed to reporting stakeholders with instructions and submission date.
- Compilation, analysis, and reconciliation of data from companies and government
- Submission of a full report to the MSG for consideration
- Approval, printing, publication and distribution of the Report

1.4 ANALYSIS OF DATA

During the period under review, the report shows that one-hundred-twenty-one (121) taxpayers in the mining, oil, agriculture and forestry sectors made payments to the Government of Liberia. Of this number, seventy-one (71)

submitted templates to the Administrator commissioned by LEITI to undertake the 3rd LEITI Report. A breakdown of taxpayers that submitted templates are shown below:

SECTOR	COUNT	PERCENT
Mining	34	48%
Forestry	19	27%
Agriculture	12	17%
Oil	6	8%
TOTAL	71	100%

Taxpayers that submitted templates

Exhibit 1.1

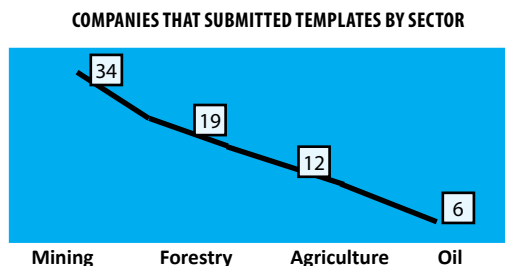


Exhibit 1.2

Fifty (50) companies out of the 121 companies in the extractive sectors did not submit reporting templates, but templates were submitted by the government for these companies. A breakdown is shown below:

SECTOR	COUNT	PERCENT
Mining	44	88%
Forestry	2	4%
Agriculture	2	4%
Others	2	4%
TOTAL	50	100%

Taxpayers that did not submit templates

Exhibit 1.3




Exhibit 1.4

Below is a three-year illustration of taxpayers that are registered and those actually submitting templates in compliance with requirement:

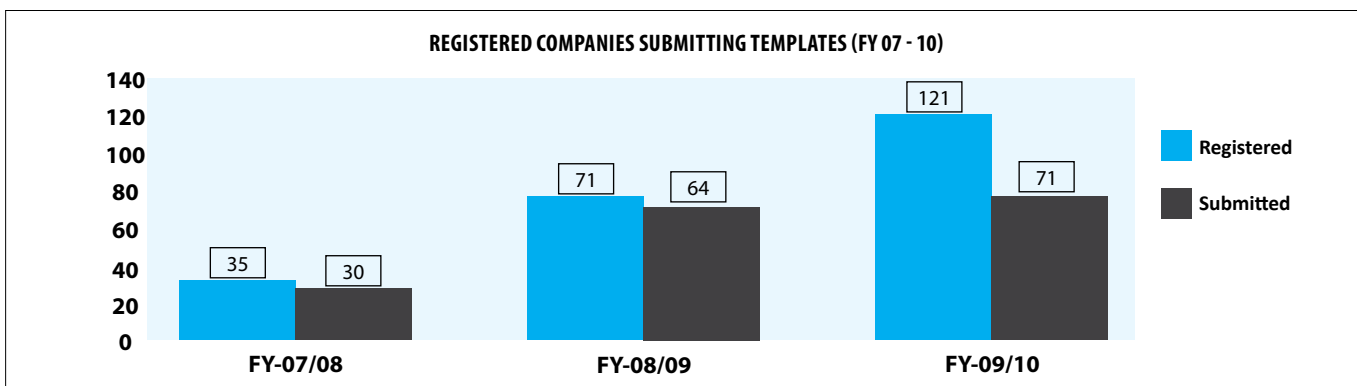


Exhibit 1.5

Below is a three-year illustration of payments made by taxpayers and receipts confirmed by government ministries and agencies.

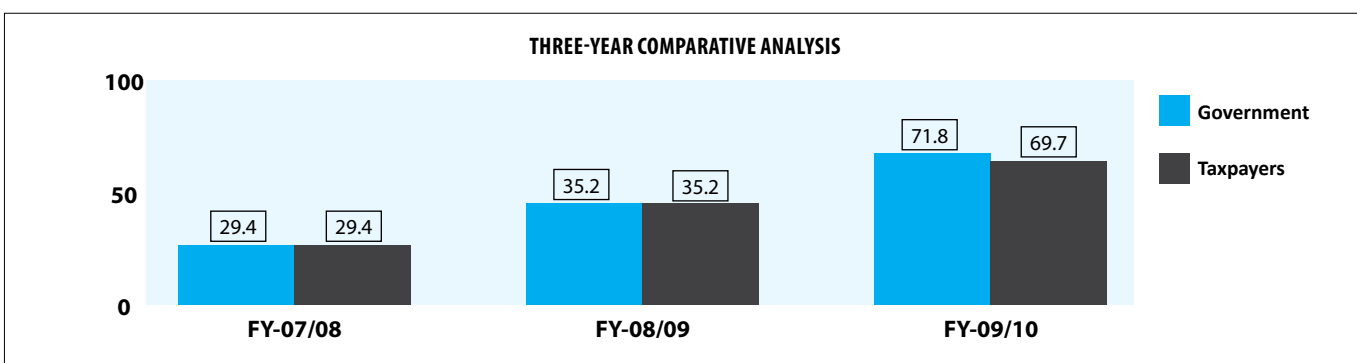


Exhibit 1.6

Financial data in the tables and graphs under section 1.5 and 1.6 represent figures after reconciliation by the independent administrator.

Distribution by sectors of reconciled payments and receipts in United States Dollars submitted by taxpayers and government/MOF respectively, for the period under review (July 1, 2009 - June 30, 2010) is set out below:

SECTOR	TAXPAYERS (USD)	GOVERNMENT (USD)	DIFFERENCE (USD)	PERCENT
Mining	37,082,120	38,382,860	(1,300,740.00)	-3.4%
Forestry	11,504,265	12,177,453	(673,188.00)	-5.5%
Agriculture	12,098,270	12,299,858	(201,588.00)	-1.6%
Oil	9,036,042	9,035,942	100.00	0.0%
TOTAL	69,720,697	71,896,113	(2,175,416.00)	-3.0%
PRIOR YEAR (2008-2009)	35,280,234	35,425,230	(144,996.00)	-0.4%

Exhibit 1.7

The excess in government receipts over companies declared payments in the amount of USD 2.18 million is broken down as follows:

SECTOR	Difference USD	NONE SUBMISSION OF TEMPLATES		Differences in Templated Submitted by Taxpayers USD	Amount Not Reconciled (*) USD
		With Discontinued Activity USD	Still Active USD		
Mining	(1,300,740)	(249,948)	(860,144)	9,863	(200,511)
Forestry	(673,188)	(74,811)	(970)	6,497	(603,904)
Agriculture	(201,588)		(202,455)	867	
Oil	100			100	
TOTAL	(2,175,416)	(324,759)	(1,063,569)	17,327	(804,415)
PRIOR YEAR (2008-2009)	(144,996)	(205,631)		60,635	

Exhibit 1.8

1.5 UNRESOLVED DISCREPANCIES

The rationale behind the requirement for governments participating in the EITI process to hire independent Administrators to undertake the reconciliation process is to demonstrate transparency and increase credibility. It is also intended to resolve as much as possible, any variations that may exist between payments made and revenue receipts.

The independent Administrators worked relentlessly to reconcile an initial variance of over \$15M or 21% between total payments and receipts. Their efforts substantially reduced the disparity to a more acceptable level of over \$17k or 0.02%. Naturally, our target and concerted efforts were geared toward achieving a difference of zero.

1.6 RECOMMENDATIONS

LEITI lacks a comprehensive database of companies operating in the extractive industries. There is a need to collaborate with line ministries and agencies to ensure a functional database of existing and new entrants to the extractive sectors. Other areas of concern include the need for reporting companies and GOL to submit audit certificates along with templates, and the timeliness of reporting.

(*) Most amounts reported by the Government are reconcilable because they relate to individual taxpayers, but some amounts are not reconcilable because they relate to figures reported in respect of grouping of many taxpayers, notably Pit Sawers and Small Scale Miners which are shown as one consolidated figure. Accordingly, the differences totalling USD 804,415 arising from these irreconcilable amounts cannot be considered to be a true difference as such. Nevertheless, we report them for the sake of completeness.

1.7 GAC COMMENTS

The General Auditing Commission (GAC) audited the reports of revenue collections by relevant government ministries and agencies from companies operating in the mining, oil, forestry, and agriculture sectors of Liberia for Fiscal year 2009/2010, as part of the Third LEITI Report preparation process.

At the end of the audit exercise, the Auditor General was unable to express an opinion on the financial templates presented by the Government agencies. According to the Reconcilers the Auditor General was unable to obtain adequate audit evidence.

Notwithstanding the Auditor General's observation, the MSG approved the Third LEITI Report at its December 13th, 2011 extraordinary sitting and resolved that issues raised by the Auditor General's report would be addressed during the preparation of the fourth LEITI Report. The decision was primarily based on the fact that matters raised by the Auditor General on the "amount due" and "amount paid" were local requirements that did not affect the international EITI reporting guidelines.

1.8 IMPLEMENTATION

Based on recommendations from the second and third reports the LEITI Secretariat has been coordinating activities with relevant ministries and line agencies to ensure all existing companies in the extractive sectors are fully registered with the LEITI. Further, that new entrants' registration with the LEITI becomes an integral part of the business registration process.

PART-2: RECONCILED TAX DATA AND GOVERNMENT RECEIPTS ON THE FOUR REPORTING SECTORS

MINING SECTOR

Tax Name	Vision Incorporated		Royal Company		Thackett Mining Incorporated		Pedra Corporation (Pedra Mining Company)	
	Company	GoL	Company	GoL	Company	GoL	Company	GoL
Common Taxes and Fees (as applicable)								
Corporate Profits Tax/Turnover Tax			2,200.00	2,200.00			1,200.00	1,200.00
Business Registration	900.00	900.00	800.00	800.00	900.00	900.00	1,800.00	1,800.00
Operational/Professional License					60.00	60.00	120.00	120.00
Vehicle Registraton			200.00	200.00				
Resident Permit			100.00	100.00				
Fire certificate	4.29	4.29	8.57	8.57				
Work Permits			1,400.00	1,400.00				
Personal Income withholding			768.00	768.00				
Rent/Lease			400.00	400.00				
Sector Specific								
Surface Rental							29,801.00	29,801.00
Dealer License	20,000.00	20,000.00	20,000.00	20,000.00				
Exploration License Fees							5,000.00	5,000.00
Royalty	4,531.22	4,531.22	210,914.00	210,914.00				
TOTAL	25,435.51	25,435.51	236,790.57	236,790.57	960.00	960.00	37,921.00	37,921.00

Tax Name	Bea Mountain		Alex Stewart Asseyers Limited		Bukon Jedeh Resources Incorporated		China Union Mining Corporation Limited	
	Company	GoL	Company	GoL	Company	GoL	Company	GoL
Common Taxes and Fees (as applicable)								
Administrative fees							23,800,000.00	23,800,000.00
Import Levy	3,352.25	3,352.25						
GST (paid to government only)	1,700.55	1,700.55						
ECOWAS Trade Levy (ETL)	5,676.16	5,676.16						
Customs User Fees	11,772.27	11,772.27						
Business Registration							900.00	900.00
Article of Incorporation			10.00	10.00				
Operational/Professional License							60.00	60.00
Vehicle Registraton	1,666.00	1,666.00					100.00	100.00
Resident Permit	200.00	200.00					250.00	250.00
GOL Fines	6,513.09	6,513.09						
Personal Income withholding	80,085.58	80,085.58	5,648.99	5,648.99	7,965.52	7,965.52		
Rent/Lease	3,500.00	3,500.00	2,880.00	2,880.00				
Sector Specific								
Surface Rental					65,384.09	65,384.09		
Class (A, B, C) License	25,000.00	25,000.00						
Exploration License Fees					10,000.00	10,000.00		
Export tax	200.00	200.00						
TOTAL	139,665.90	139,665.90	8,538.99	8,538.99	83,349.61	83,349.61	23,801,310.00	23,801,310.00

Tax Name	Konblo Bumi Incorporated		Hummingbird Resources Incorporated		Sinoe Exploration Limited		Afro Minerals Incorporated	
	Company	GoL	Company	GoL	Company	GoL	Company	GoL
Common Taxes and Fees (as applicable)								
Corporate Profits Tax/Turnover Tax			600.00	600.00				
Import Levy	3,990.01	3,990.01	9,473.73	9,473.73				
GST (paid to government only)	6,293.90	6,293.90	9,288.48	9,288.48				
ECOWAS Trade Levy (ETL)	774.08	774.08	1,219.99	1,219.99				
Administrative fees	65.57	65.57						
Business Registration	57.14	57.14	1,800.00	1,800.00	900.00	900.00	900.00	900.00
Operational/Professional License	60.00	60.00	60.00	60.00	60.00	60.00		
Vehicle Registraton	2,146.00	2,146.00	3,698.00	3,698.00			60.00	60.00
Resident Permit	350.00	350.00	1,775.00	1,775.00				
Work Permits			3,400.00	3,400.00				
GOL Fines	7,740.81	7,740.81						
Personal Income withholding	37,343.50	37,343.50	19,322.89	19,322.89				
Sector Specific								
Surface Rental	139,075.64	139,075.64	22,190.00	22,190.00	34,594.70	34,594.70	6,177.60	6,177.60
Dealer License	25,000.00	25,000.00						
Exploration License Fees	25,000.00	25,000.00	5,000.00	5,000.00	5,000.00	5,000.00	5,000.00	5,000.00
Royalty	262.08	262.08						
TOTAL	248,158.73	248,158.73	77,828.09	77,828.09	40,554.70	40,554.70	12,137.60	12,137.60

Tax Name	Global Mining Incorporated (GMI)		Deveton Mining Company		Treco Mining Corporation	
Common Taxes and Fees (as applicable)	Company	GoL	Company	GoL	Company	GoL
Import Levy					55,867.35	55,867.35
GST (paid to government only)	83.72	83.72			9,507.12	9,507.12
ECOWAS Trade Levy (ETL)	11.22	11.22			1,665.42	1,665.42
Customs Users Fee					662.09	662.09
Business Registration			900.00	900.00	900.00	900.00
Operational/Professional License			60.00	60.00	60.00	60.00
Vehicle Registraton					1,556.00	1,556.00
Resident Permit	500.00	500.00			750.00	750.00
GOL Fines					2,910.52	2,910.52
Personal Income withholding					3,096.25	3,096.25
Sector Specific						
Surface Rental			72,352.40	72,352.40	17,668.00	17,668.00
Class (A, B, C) License	5,000.00	5,000.00				
Dearler License	5,000.00	5,000.00				
Exploration License Fees			15,000.00	15,000.00	5,000.00	5,000.00
Block Inspection Fees						
Area Fee						
TOTAL	10,594.94	10,594.94	88,312.40	88,312.40	99,642.75	99,642.75

Tax Name	ADMT Company Incorporated		Massa Investment Corporation		West Africa Gold and Diamond Incorporated		Star Diamond Company		Larwuo-Wolu Incorporated	
Common Taxes and Fees (as applicable)	Company	GoL	Company	GoL	Company	GoL	Company	GoL	Company	GoL
Corporate Profits Tax/Turnover Tax	1,866.00	1,867.00								
Import Levy	11,457.28	11,457.28								
GST (paid to government only)	6,087.00	6,087.00								
ECOWAS Trade Levy (ETL)	740.82	740.82								
Administrative fees			965.85	965.85						
Business Registration	85.71	85.71	57.14	57.14	57.14	57.14	957.14	957.14		
Article of Incorporation					20.00	20.00	1,220.00	20.00		
Operational/Professional License	60.00	60.00	60.00	60.00	1,260.00	60.00				
Vehicle Registraton	471.00	471.00			100.00	100.00				
Resident Permit	250.00		250.00	250.00	150.00	150.00				
Fire Certificate							58.57	8.57		
GIS Map(s)									300.00	
Work Permits	1,450.00	1,000.00								
ID cards fees	400.00		200.00		200.00		200.00			120.00
GOL Fines	3,216.25	3,216.25								
Personal Income withholding	2,068.47	2,068.47								
Rent/Lease	150.00	150.00					150.00	150.00		
Sector Specific										
Broker License	3,000.00	3,000.00					1,500.00	1,500.00		
Class (A, B, C) License									5000.00	5000.00
Dealer License	5,000.00	5,000.00	5,000.00	5,000.00	25,000.00	25,000.00	25,000.00	20,000.00		
Royalty	40,289.83	40,290.01			54,653.19	54,653.19				
Mineral Dev.t & Research Fund (pd to MLME only)							60.00	60.00		
TOTAL	76,592.36	75,493.55	6,532.99	6,332.99	81,440.33	80,040.33	29,145.71	22,695.71	5,420.00	5000.00

Tax Name	Putu Iron Ore Mining/ Mano River Iron Ore		Arcelor Mittal Liberia Limited		BHP Billiton World Exploration		AmLib United Minerals	
Common Taxes and Fees (as applicable)	Company	GoL	Company	GoL	Company	GoL	Company	GoL
Contributions to Community (paid to government only)			6,000,000.00	6,000,000.00				
Corporate Profits Tax/Turnover Tax	1,317.54	1,317.54						
Import Levy	93,450.21	93,450.21	200,094.74	200,094.74	498,320.38	498,320.38	58.97	58.97
Excise Tax					29,155.57	29,155.57		
GST (paid to government only)	75,957.12	75,957.12	72.96	72.96	77,274.70	77,274.70	44.74	44.74
ECOWAS Trade Levy (ETL)	24,092.95	24,092.95	1,745.18	1,745.18	27,088.65	27,088.65	90.23	90.23
Pre-Shipment/Destination Inspection (GoL's share)					1,675.00	1,675.00	34,675.00	34,675.00
Customs Users Fee	20,030.33	20,030.33	911.55	911.55			123.90	123.90
Administrative fees			150.00	150.00	500.00	500.00		
Business Registration	900.00	900.00	900.00	900.00	1,800.00	1,800.00	905.00	905.00
Article of Incorporation	20.00	20.00			20.00	20.00		
Operational/Professional License			135.00	135.00	120.00	120.00	60.00	60.00
Vehicle Registraton	1,060.00	1,060.00	39,410.00	39,410.00	11,632.00	11,632.00	2,890.00	2,890.00
Driver License			550.00	550.00	125.00	125.00		
Resident Permit	900.00	900.00	2,125.00	2,125.00	3,350.00	3,350.00	50.00	50.00
Fire certificate					20.00	20.00		
Work Permits			27,150.00	27,150.00	32,900.00	32,900.00		
Surveying Fees	408.34	408.34						
ID cards fees			25.00	25.00				
GOL Fines	6,384.02	6,384.02			17,748.61	17,748.61		
Personal Income withholding	213,472.63	213,472.63	846,773.74	846,773.74	823,870.80	823,870.80	116,425.88	116,425.88
Non-Resident withholding	141,872.78	141,872.78			769,757.83	769,757.83		
Board Fees withholding			3,000.00	3,000.00				
Rent/Lease	8,912.77	8,912.77	12,325.00	12,325.00				
Professional Services	166,801.28	166,801.28	385,096.14	385,096.14				
Sector Specific								
Surface Rental			300,000.00	300,000.00	16,220.12	16,220.12	238,625.78	238,625.78
Fine Precious Mineral License	60.00	60.00						
Exploration License Fees					10,000.00	10,000.00		
Mineral Dev.t & Research Fund (pd to MLME only)			100,000.00	100,000.00				
Export tax	200.00	200.00			100.00	100.00		
Chainsaw Lumber Fees - Pit Sawers (consolidated)							120.00	120.00
TOTAL	755,839.97	755,839.97	7,920,464.31	7,920,464.31	2,321,678.66	2,321,678.66	394,069.50	394,069.50

Tax Name	H-10 International Incorporated/LME Collaterate		Golden Mass Trading		Texas International Group (TIG)		Jamu Resources Incorporated	
Common Taxes and Fees (as applicable)	Company	GoL	Company	GoL	Company	GoL	Company	GoL
Administrative fees			9,480.07	9,480.07			650.00	650.00
Import Levy							2,522.02	2,522.02
GST (paid to government only)							2,778.31	2,778.31
ECOWAS Trade Levy (ETL)							368.00	368.00
GIS Map(s)							271.00	271.00
Business Registration	900.00	900.00	700.00	700.00	900.00	900.00	900.00	900.00
Article of Incorporation	20.00	20.00						
Operational/Professional License	60.00	60.00	60.00	60.00	60.00	60.00		
Vehicle Registraton	430.00	430.00			5,193.00	5,193.00	945.00	945.00
Resident Permit	750.00	750.00	150.00	150.00	700.00	700.00	400.00	400.00
Fire certificate			8.57	8.57				
Work Permits	3,000.00	3,000.00	2,450.00	2,450.00	2,850.00	2,850.00		
Personal Income withholding	192.42	192.42			12,777.69	12,777.69	1,926.86	1,632.66
Rent/Lease							1,200.00	1,200.00
Sector Specific								
Surface Rental							4,942.11	4,942.11
Exploration License Fees							5,000.00	5,000.00
Dealer License	20,000.00	20,000.00	5,000.00	5,000.00	20,000.00	20,000.00		
Royalty	11,014.29	11,014.29	108,623.01	108,623.01	11,675.34	11,675.34		
TOTAL	36,366.71	36,366.71	126,471.65	126,471.65	54,156.03	54,156.03	21,903.30	21,609.10

Tax Name	N. E. S Incorporated		Ascension Resources Corporation		Yuly Diam Company Incorporated		Golden Vision Trading	
Common Taxes and Fees (as applicable)	Company	GoL	Company	GoL	Company	GoL	Company	GoL
Import Levy			16.07	16.07				
GST (paid to government only)			36.80	36.80				
Business Registration			900.00	900.00	57.14	57.14	700.00	700.00
Article if Incorporation							20.00	20.00
Operational/Professional License			60.00	60.00			60.00	60.00
Vehicle Registraton			850.00	850.00				
Resident Permits			400.00	400.00	500.00	500.00	500.00	500.00
Fire Certificate					12.86	12.86	12.86	12.86
Work Permit							450.00	450.00
Surveying Fees					10.00	10.00		
GOL Fines								
Personal Income withholding					509.90	509.90		
Pre-shipment/Destination Inspection (GoL Share)		10,000.00						
Sector Specific								
Surface Rental			6,684.68	6,684.68				
Class (A, B, C) License	10,000.00							
Exploration License Fee			5,000.00	5,000.00				
Dealer License					20,000.00	20,000.00	5,000.00	5,000.00
Royalty					250,728.70	250,728.70	38,328.39	38,328.39
TOTAL	10,000.00	10,000.00	13,947.55	13,947.55	271,818.60	271,818.60	45,071.25	45,071.25

TAXPAYERS THAT DID NOT SUBMIT TEMPLATES (MINING SECTOR)

Tax Name	Contact International Clearing Agency (CICA)		Comptoire de Diamant du Liberia		Global Mineral Investment		Fair View Mineral Incorporated	
	Company	GoL	Company	GoL	Company	GoL	Company	GoL
Corporate Profits Tax/Turnover Tax		97.14						
ECOWAS Trade Levy (ETL)								
Business Registration		85.71				900.00		
Article of Incorporation								
Operational/Professional License		120.00				60.00		
Vehicle Registraton								
Resident Permit								
Sector Specific								
Surface Rental						24,768.35		
Class (A, B, C) License						15,000.00		15,000.00
Dealer License		5,000.00				5,000.00		5,000.00
Royalty		5,062.07		423.33				
Dealer Payments (consolidated)								250.00
Brokers Payments (consolidated)								
TOTAL		10,364.93		423.33		45,728.35		20,250.00

Tax Name	Ocean Bottom Resources West Africa Incorporated		J. D. C. Diamond		Shine Star Business Corporation		Explorex Liberia Company		S. A. J. Minerals	
	Company	GoL	Company	GoL	Company	GoL	Company	GoL	Company	GoL
Administrative Fees				1,232.79						
Business Registration		900.00		900.00		900.00				12.86
Article of Incorporation				20.00						
Operational/Professional License		60.00		60.00		60.00				60.00
Vehicle Registration				90.00						
Resident Permits				250.00		1,000.00				
Work Permits				1,000.00		1,000.00		500.00		
Sector Specific										
Dealer License				20,000.00		25,000.00				20,000.00
Royalty										5,852.43
TOTAL		960.00		23,552.79		27,960.00		500.00		25,925.29

Tax Name	BSG Resources Liberia Limited		Belle Resources Limited		Balaji Gems Export-Import Incorporated		Five Talents Incorporated	
	Company	GoL	Company	GoL	Company	GoL	Company	GoL
Business Registration		1,800.00		57.14				900.00
Article of Incorporation		10.00						20.00
Operational/Professional License		120.00		60.00				60.00
Resident Permit						200.00		
GOL Fines				14.29				
Sector Specific								
Dealer License								20,000.00
Royalty						413.85		299.75
TOTAL		1,930.00		131.43		613.85		21,279.75

Tax Name	Australian Corporation		G-10 Exploration		Liberty Gold & Diamond Mining		CIT Incorporated	
Common Taxes and Fees (as applicable)	Company	GoL	Company	GoL	Company	GoL	Company	GoL
Corporate Profits Tax/Turnover Tax		240,750.00						
Import Levy		25,628.48						2,311.01
Excise Tax								1,035.26
GST (paid to government only)		36,525.84						2,582.90
ECOWAS Trade Levy (ETL)		4,849.55						327.97
Pre-Shipment/Destination Inspection (GoL's sha)		75.00						
Administrative fees								
Business Registration		900.00		900.00		900.00		900.00
Article of Incorporation								20.00
Operational/Professional License		60.00		60.00		60.00		60.00
Vehicle Registraton		6,706.00						720.00
Resident Permit		1,950.00						400.00
Work Permits		7,000.00						
GoL Fines		6,365.58				10.00		
GIS Map(s)								
Personal Income Withholding		49,200.79						
Rent/Lease		2,700.00				2,952.00		
Sector Specific								
Surface Rental				89,652.65		49,421.08		
Class (A, B, C) License								5,000.00
Dearler License								
Exploration License Fees				10,000.00		5,000.00		
Royalty								
Brokers Payments (Consolidated)								125.00
TOTAL		382,711.24		100,612.65		58,343.08		13,482.14

Tax Name	Subsea Resources DMCC Incorporated		KBL Liberia Mining Company		Noya Mining Company Limited		Liberia Tailing Incorporated	
Common Taxes and Fees (as applicable)	Company	GoL	Company	GoL	Company	GoL	Company	GoL
Business Registration				57.14		900.00		57.14
Import Levy				4,507.88				
GST (paid to government only)				1,506.42				
ECOWAS Trade Levy (ETL)				1,668.91				
Article of Incorporation						20.00		
Operational/Professional License				60.00		60.00		60.00
Vehicle Registraton				783.00		100.00		
Resident Permit				1,150.00		100.00		150.00
Work Permits				7,000.00		1,000.00		
Personal Income withholding		374.33		906.45				
Sector Specific								
Dealer License						20,000.00		
Class (A, B, C) License				10,000.00				
Exploration License Fee								25,000.00
Broker License						3,000.00		
Royalty						1,078.59		
Export Tax		100.00						
TOTAL		474.33		27,639.80		26,258.59		25,267.14

Tax Name	Silla Enterprises Incorporated		M & G Infinity Incorporated		RAFF Resources Incorporated		Sinlib Mining Company Liberia Limited	
	Company	GoL	Company	GoL	Company	GoL	Company	GoL
Business Registration		85.71		900.00		57.14		1,800.00
Article of Incorporation								30.00
Operational/Professional License		120.00		60.00		60.00		180.00
Vehicle Registraton								230.00
Rent/Lease								1,400.00
Sector Specific								
Class (A, B, C) License				5,000.00		10,000.00		10,000.00
Broker License		1,500.00						
Dearler License				20,000.00				
Royalty				830.31				
TOTAL		1,705.71		26,790.31		10,117.14		13,640.00

Tax Name	Small Scale Miners		Weajue Hill Mining Corporation		Liberia Gold Refinery Corporation		Liberia Mining Company	
	Company	GoL	Company	GoL	Company	GoL	Company	GoL
ECOWAS Trade Levy (ETL)				2,094.79				
Customs User Fees				3,617.37				
Business Registration				900.00		57.14		
Operational/Professional License				60.00		60.00		
Vehicle Registraton				1,910.43				
Resident Permits				1,750.00				500.00
Sector Specific								
Class (A, B, C) License				10,000.00				
Small Scale Miners Payments (consolidated)		200,511.37						
TOTAL		200,511.37		20,332.59		117.14		500.00

Tax Name	Youssef Diamond Mining Company		African Aura Resources Liberia Limited		Horizon Investment Incorporated		Diasoma Minerals Incorporated	
	Company	GoL	Company	GoL	Company	GoL	Company	GoL
Import Levy						22,408.09		
Excise Tax						8.16		
GST (paid to government only)						7,259.33		
ECOWAS Trade Levy (ETL)		11,926.30				935.73		
Customs User Fees		17,889.46						
Business Registration		900.00						
Operational/Professional License		60.00						
Vehicle Registraton		2,882.00				96.00		
Resident Permits		250.00				600.00		
Work Permits						1,200.00		
GOL Fines						520.00		
Personal Income withholding		3,763.44		12,976.67		93.65		
Rent/Lease		200.00		1,853.81				
Sector Specific								
Surface Rental				17,791.20				
Dealer License								20,000.00
Class (A, B, C) License		5,000.00						
Exploration License Fees				10,000.00				
Royalty								8,815.46
TOTAL		42,871.20		42,621.68		33,121.16		28,815.46

Tax Name	Explorex Overseas Limited		Estmor Gold Mining Company		KPO Resources Incorporated		Hualee International Corporation	
	Company	GoL	Company	GoL	Company	GoL	Company	GoL
Administrative fees				7.14				
Corporate Profits Tax/Turnover Tax								406.29
Import Levy								1,338.01
GST (paid to government only)								2,740.90
ECOWAS Trade Levy (ETL)								374.41
Business Registration								900.00
Article of Incorporation				10.00				
Operational/Professional License								60.00
Vehicle Registraton				760.00		430.00		
Resident Permits		250.00		750.00				1,250.00
Work Permits		1,800.00						
Personal Income withholding				1,910.82				731.95
Rent/Lease								240.00
Sector Specific								
Surface Rental		8,401.59		3,549.91				
Class (A, B, C) License				10,000.00				
Exploration License Fees		10,000.00		5,000.00				10,000.00
TOTAL		20,451.59		21,987.87		430.00		18,041.56

Tax Name	Knights Group Incorporated		International Mining Associate Incorporated		Ducor Minerals		Bopolu Commercial Limited	
	Company	GoL	Company	GoL	Company	GoL	Company	GoL
Import Levy						142.50		
GST (paid to government only)						67.98		
ECOWAS Trade Levy (ETL)						1.00		
Business Registration				57.14				57.14
Article of Incorporation								
Operational/Professional License		7.14		60.00				60.00
GOL Fines								14.29
Sector Specific								
Royalty		602.25						
Class (A, B, C) License				125.00				
TOTAL		609.39		242.14		211.48		131.43

Tax Name	GBF Investment Incorporated		Louise T. Steele		Precious Minerals Mining Company		Fine Minerals International Limited	
	Company	GoL	Company	GoL	Company	GoL	Company	GoL
Business Registration		900.00				900.00		900.00
Operational/Professional License						60.00		60.00
Sector Specific								
Class (A, B, C) License				5,000.00				
Dealer License		5,000.00						
Brokers Payments (consolidated)				125.00				
TOTAL		5,900.00		5,125.00		960.00		960.00

FORESTRY SECTOR

Tax Kind	Tarpeh Timber		Universal Forestry Corporation		Bopolu Development		Ecowood Incorporated/ Texas International Incorporated		International Consultant Capital	
	Company	GoL	Company	GoL	Company	GoL	Company	GoL	Company	GoL
Import Levy			3,022.95	3,022.95						
Excise Tax			4,753.21	4,753.21						
GST (paid to government only)			2,662.95	2,662.95						
ECOWAS Trade Levy (ETL)			665.06	665.06						
Customs User Fees			1,039.49	1,039.49						
Administrative Fees										
Business Registration	114.29		57.14	57.14	57.14	57.14	900.00	900.00		
Operational/Professional License			60.00	60.00	60.00	60.00	60.00	60.00		
Article of Incorporation							10.00	10.00	10.00	10.00
Vehicle Registraton			770.00	770.00			3,628.00	3,628.00		
Resident Permits			1,000.00	1,000.00			500.00	500.00		
Work Permits							1,000.00	1,000.00		
GoL Fines	2,000.00	2,391.67	5,994.79	5,994.79			225.00	225.00	174,208.78	174,208.78
Personal Income withholding	8,436.45	1,491.10	1,123.06	1,105.10					1,081.96	1,081.96
Rent/Lease	500.00	500.00	240.00	240.00						
Sector Specific										
Surface Rental									3,483,175.50	3,483,175.50
Contract Administration Fee			100.00	100.00			1,000.00	1,000.00	1,000.00	1,000.00
Waybill Fee	1,650.00	1,650.00								
Rubber/Wood Products Export Fees	1,666.11	1,666.11	194.99	194.99						
Forest Product Fee (processed materials)	379.33	379.33								
Timber Export License Fees	100.00	100.00								
Log Export Fees	49,700.00	49,700.00	18,272.20	18,272.20						
Non Timber Forest Products	50.00	50.00	34,000.00	34,000.00						
Chain of Custody Management Fee (PSI)	259.12	259.12								
TOTAL	64,855.30	58,187.33	73,955.84	73,937.88	117.14	117.14	7,323.00	7,323.00	3,659,476.24	3,659,476.24

Tax Kind	Bassa Timber & Logging Company		Euro Liberia Logging Company		E. J & J Investment Corporation		Mandra LTTC Incorporated	
	Company	GoL	Company	GoL	Company	GoL	Company	GoL
Common Taxes and Fees (as applicable)								
Business Registration	57.14	57.14	900.00	900.00	57.14	57.14	900.00	900.00
Operational/Professional License	60.00	60.00	60.00	60.00	60.00	60.00	60.00	60.00
Vehicle Registraton	100.00	100.00	1,095.00	1,095.00	230.00	230.00	1,810.00	1,810.00
Resident Permits			450.00	450.00			1,000.00	1,000.00
Fire Certificate			40.00	40.00				
Work Permits			1,350.00	1,350.00				
GOL Fines	214.29	214.29			10,847.52	10,847.52		
Personal Income withholding	615.43	615.43	23,235.59	23,235.59	6,859.07	6,859.07		
Rent/Lease	120.00	120.00	221.59	221.59	200.00	200.00		
Sector Specific								
Surface Rental			700,000.00	700,000.00	289,745.72	289,745.72		
Block Inspection Fees			1,000.00	1,000.00				
Contract Administration Fee					1,000.00	1,000.00		
Waybill Fee					6,000.00	6,000.00		
Rubber/Wood Products Export Fees					50,666.22	50,666.22		
Area Fee			634,175.00	634,175.00	143,155.00	143,155.00		
Stumpage Fee					55,933.84	55,933.84		
Timber Export License Fees					200.00	200.00		
Log Export Fees					31,853.49	31,853.49		
Non Timber Forest Products			1,145.98	1,145.98				
Chain of Custody Management Fee (PSI)					41,078.99	41,078.99		
TOTAL	1,166.86	1,166.86	1,363,673.16	1,363,673.16	637,886.99	637,886.99	3,770.00	3,770.00

Tax Kind	Geblo Logging		Alpha Logging and Wood Processing Incorporated		Atlantic Resources Limited		Malavasi Logging Company	
	Company	GoL	Company	GoL	Company	GoL	Company	GoL
Common Taxes and Fees (as applicable)								
ECOWAS Trade Levy (ETL)	813.24	813.24	1,317.00	1,317.00				
Customs Users Fee	1,219.93	1,219.93	1,975.50	1,975.50				
Administrative fees	1,000.00	1,000.00						
Business Registration	57.14	57.14						
Article of Incorporation	10.00	10.00						
Operational/Professional License	60.00	60.00						
Vehicle Registraton	755.00	755.00	230.00	230.00			230.00	230.00
Resident Permit			100.00	100.00			100.00	100.00
Work Permits							450.00	450.00
GOL Fines	91,186.92	91,186.92						
Personal Income withholding	3,658.89	3,658.89	489.68	489.68			3,859.53	3,859.53
Rent/Lease			600.00	600.00			529.05	529.05
Professional Services	60.00	60.00						
Sector Specific								
Surface Rental	1,741,923.00	1,741,923.00			1,062,161.60	1,062,161.60		
Land Resource Tax	61.40	61.40						
Block Inspection Fees					1,000.00	1,000.00		
Contract Administration Fee			1,000.00	1,000.00				
Area Fee			298,100.00	298,100.00	298,360.00	298,360.00		
Bid Premium			1,198,362.00	1,198,362.00				
TOTAL	1,840,805.52	1,840,805.52	1,502,174.18	1,502,174.18	1,361,521.60	1,361,521.60	5,168.58	5,168.58

Tax Kind	Mandra Forestry Liberia Limited		Bargor & Bargor Enterprise Incorporated		The Liberia Tree and Trading Company Incorporated		B & V Timber Company	
	Company	GoL	Company	GoL	Company	GoL	Company	GoL
Common Taxes and Fees (as applicable)								
Import Levy			2,789.61	2,789.61	13,364.97	13,344.24		
Excise Tax			295.87	295.87	1,829.16	1,829.16		
GST (paid to government only)			2,040.57	2,040.57	7,261.23	7,230.46		
ECOWAS Trade Levy (ETL)			258.87	258.07	38,841.21	38,837.06		
Customs Users Fee					57,003.33	57,003.33		
Business Registration	900.00	900.00	57.14	57.14	57.14	57.14		
Operational/Professional License	60.00	60.00	60.00	60.00	60.00	60.00		
Vehicle Registraton	1,810.00	1,810.00						
Resident Permit	1000.00	1000.00	500.00	500.00				
GOL Fines			840.00	840.00				
Personal Income withholding					3,099.69	3,299.69		
Sector Specific								
Surface Rental			9,550.00	9,550.00	569,934.40	569,934.40	110,537.50	110,537.50
Block Inspection Fees					1000.00	1000.00		
Contract Administration Fee			1000.00	1000.00			1,000.00	1,000.00
Waybill Fee			600.00	600.00			1,200.00	1,200.00
Area Fee			6,250.00	6,250.00	148,415.00	148,415.00		
Bid Premium					45.00			
Non Timber Forest Products					550.00	550.00	250.00	250.00
TOTAL	3,770.00	3,770.00	24,242.06	24,241.26	841,371.13	841,560.48	112,987.50	112,987.50

TAXPAYERS THAT DID NOT SUBMIT TEMPLATES (FORESTRY SECTOR)

Tax Kind	Eco Timber		Akewa Group of Companies		Pit Sawers (Consolidated)	
	Company	GoL	Company	GoL	Company	GoL
Common Taxes and Fees (as applicable)						
Import Levy		18,904.17				
GST (paid to government only)		9,524.80				
ECOWAS Trade Levy (ETL)		2,113.65				
Customs Users Fee		2,432.11				
Business Registration		900.00		900.00		
Article of Incorporation				10.00		
Operational/Professional License		60.00		60.00		
Vehicle Registraton		13,442.00				
Resident Permit		1,200.00				
Work Permits		1,450.00				
Personal Income withholding		7,132.57				
Rent/Lease		17,652.09				
Sector Specific						
Chainsaw Lumber Fees - Pit Sawers (consolidated)						603,904.35
TOTAL		74,811.39		970.00		603,904.35

AGRICULTURE SECTOR

Tax Name	Morris American Rubber Company		Firestone Liberia Incorporated		Libinc Oil Palm Incorporated		Liberian Agriculture Company	
	Company	GoL	Company	GoL	Company	GoL	Company	GoL
Contributions via GOL to University Depts (UL etc.)			50,000.00	50,000.00				
Contributions to Community (paid to government only)			55,000.00	55,000.00				
Corporate Profits Tax/Turnover Tax	10,214.19	10,214.19	1,990,621.43	1,990,621.43			538,310.16	538,310.16
Import Levy			10,682.14	10,682.14			8,014.55	7,781.11
Excise Tax			39,095.00	39,095.00				
GST (paid to government only)			899.05	899.05			10,674.46	10,328.03
ECOWAS Trade Levy (ETL)			73,797.48	73,797.48			1,407.58	1,360.89
Customs Users Fee			88,557.42	88,557.42			65,869.05	65,869.05
Business Registration	57.14	57.14	900.00	900.00	900.00	900.00	1,350.00	1,350.00
Operational/Professional License	60.00	60.00	60.00	60.00	60.00	60.00	120.00	120.00
Vehicle Registraton	3,578.00	3,578.00	106,244.00	106,244.00			24,694.00	24,694.00
Driver License							25.00	
Resident Permit			4,050.00	4,050.00			400.00	400.00
Fire certificate			748.57	748.57			335.00	335.00
Work Permits	1,000.00	1,000.00	20,200.00	20,200.00				
GOL Fines	22,603.46	22,603.46						
Personal Income withholding	10,494.89	10,494.89	3,810,273.97	3,810,273.97	9,391.29	9,391.29	468,105.25	468,105.25
Non-Resident withholding							234,239.65	234,239.65
Rent/Lease	17,000.00	17,000.00	13,047.59	13,047.59	860.00	860.00	1,360.56	1,360.56
Professional Services			183,999.39	183,999.39	5,120.00	5,120.00	79,071.79	78,856.29
Sector Specific								
Surface Rental			237,980.00	237,980.00	54,079.67	54,079.67	1,990.14	1,990.14
Export Collections			200.00	200.00			200.00	200.00
Rubber Sale tax			942,542.61	942,542.61			65,942.92	65,942.92
Contract Administration Fee	4,450.00	4,450.00	375.00	375.00	100.00	100.00	1,325.00	1,325.00
Chainsaw Lumber Fees - Pit Sawers (consolidated)			6,156.14	6,156.14				
TOTAL	69,457.68	69,457.68	7,635,429.79	7,635,429.79	70,510.96	70,510.96	1,503,435.11	1,502,568.05

Tax Name	Cavalla Rubber Corporation		Liberia Forest Products Incorporated		Equatorial Palm Oil		Buchanan Renewables Fuel Incorporated	
	Company	GoL	Company	GoL	Company	GoL	Company	GoL
Corporate Profits Tax/Turnover Tax	263,214.18	263,214.18					47,015.73	47,015.73
Import Levy	142,252.11	142,252.11					33,823.07	33,823.07
Excise Tax	2,675.15	2,675.15						
GST (paid to government only)	78,659.72	78,659.72					21,642.29	21,642.29
ECOWAS Trade Levy (ETL)	19,429.25	19,429.25					14,478.67	14,478.67
Customs Users Fee	7,630.71	7,630.71					15,052.82	15,052.82
Administrative fees							100.00	100.00
Business Registration			1,800.00	1,800.00	900.00	900.00	900.00	900.00
Article of Incorporation								
Operational/Professional License			60.00	60.00	60.00	60.00	60.00	60.00
Vehicle Registraton	350.00	350.00			440.00	440.00	760.00	760.00
Resident Permit	225.00	225.00						
Work Permits					2,000.00	2,000.00		
GOL Fines	58,083.90	58,083.90					6,793.40	6,793.40
Personal Income withholding	407,506.16	407,506.16	9,785.67	9,785.67	11,476.25	11,476.25	158,727.67	158,727.67
Rent/Lease	19,341.32	19,341.32	3,539.00	3,539.00	23,275.00	23,275.00		
Professional Services	33,544.36	33,544.36	6,510.00	6,510.00	14,960.00	14,960.00		
Sector Specific								
Surface Rental			35,936.00	35,936.00				
Export Tax	30,989.91	30,989.91						
Export Collections	11,088.28	11,088.28						
Rubber Sales Tax	56,923.62	56,923.62						
Block Inspection Fees	889.36	889.36						
Contract Administration Fee			100.00	100.00				
Stumpage Fee							3,423.00	3,423.00
Timber Export License Fees							100.00	100.00
Log Export Fees							6,421.16	6,421.16
Chain of Custody Management Fee (PSI)							7,707.00	7,707.00
TOTAL	1,133,763.03	1,133,763.03	57,730.67	57,730.67	53,111.25	53,111.25	317,004.81	317,004.81

Tax Name	The Liberia Company (LIBCO-COCOPA)		Sima Darby		Novel Liberia Incorporated		Salala Rubber Company (SRC)	
	Company	GoL	Company	GoL	Company	GoL	Company	GoL
Corporate Profits Tax/Turnover Tax							59,805.07	59,805.07
Import Levy			1,384.38	1,384.38			5.00	5.00
GST (paid to government only)			442.04	442.04				
ECOWAS Trade Levy (ETL)			55,907.06	55,907.06				
Customs Users Fee			83,692.81	83,692.81			37,103.77	37,103.77
Business Registration	900.00	900.00	900.00	900.00	900.00	900.00	900.00	900.00
Operational/Professional License	60.00	60.00	60.00	60.00	60.00	60.00	60.00	60.00
Vehicle Registraton	2,861.00	2,861.00	6,495.00	6,495.00	230.00	230.00	18,990.00	18,990.00
Resident Permit			3,850.00	3,850.00	150.00	150.00	750.00	750.00
Fire certificate								
Work Permits			5,000.00	5,000.00	900.00	900.00	4,000.00	4,000.00
GOL Fines			75,338.66	75,338.66				
Personal Income withholding	99,951.04	99,951.04	70,742.71	70,742.71	13,325.49	13,325.49	313,281.68	313,281.68
Rent/Lease							1,050.00	1,050.00
Professional Services	63.24	63.24	730.19	730.19	2,950.50	2,950.50		
Sector Specific								
Surface Rental	1,500.00	1,500.00	40,000.00	40,000.00			1,200.00	1,200.00
Land Resource Tax			310.00	310.00				
Rubber Sale tax								
Contract Administration Fee			150.00	150.00				
Block Inspection Fees							200.00	200.00
Rubber/Wood Products Export Fees							351,627.54	351,627.54
TOTAL	105,335.28	105,335.28	345,002.85	345,002.85	18,515.99	18,515.99	788,973.06	788,973.06

TAXPAYERS THAT DID NOT SUBMIT TEMPLATES (AGRICULTURE SECTOR)

Tax Name	ADA/LAP		The Lee group of Companies	
	Company	GoL	Company	GoL
Corporate Profits Tax/Turnover Tax				18,156.60
Import Levy				4,080.64
Excise Tax				
GST (paid to government only)				3,965.55
ECOWAS Trade Levy (ETL)				476.61
Customs Users Fee				
Business Registration				900.00
Operational/Professional License				60.00
Vehicle Registraton				7,395.00
Resident Permit				2,200.00
Fire certificate				35.00
GOL Fines				4,766.31
Personal Income withholding				32,628.54
Rent/Lease				34,131.72
Contract Administration Fee				160.00
TOTAL		93,498.50		108,955.97

OIL SECTOR

Tax Kind	Regal Liberia Limited/ European Hydrocarbons Limited - African Petroleum Corporation		Oranto Petroleum Liberia Limited		Broadway Consolidated Plc		National Oil Company of Liberia	
	Company	GoL	Company	GoL	Company	GoL	Company	GoL
Common Taxes and Fees (as applicable)								
Contributions via GOL to University Depts (UL etc.)	216,336.30	216,336.30	100,000.00	100,000.00	98,965.00	98,965.00		
Contributions to Community (paid to government only)							350,000.00	350,000.00
Import Levy							3,833.24	3,833.24
GST (paid to government only)							3,881.80	3,881.80
ECOWAS Trade Levy (ETL)							511.10	511.10
Business Registration					900.00	900.00		
Operational/Professional License					60.00	60.00		
Vehicle Registraton							2,812.00	2,812.00
Dividends to GOL							250,000.00	250,000.00
Personal Income Withholding			2,428.86	2,428.86			201,531.34	201,531.34
Rent/Lease							5,776.50	5,776.50
Sector Specific								
Surface Rental	322,735.70	322,735.70	93,610.00	93,610.00	245,921.81	245,921.81	1,450,400.59	1,450,400.59
Exploration License Fees					15,000.00	15,000.00		
Oil License Fees			100,000.00	100,000.00				
Social Welfare Contribution	300,000.00	300,000.00	150,000.00	150,000.00				
Annual Training	200,000.00	200,000.00	125,000.00	125,000.00	199,944.00	199,944.00		
Hydrocarbon Development Fund	375,000.00	375,000.00	500,000.00	500,000.00	300,000.00	300,000.00		
TOTAL	1,414,072.00	1,414,072.00	1,071,038.86	1,071,038.86	860,790.81	860,790.81	2,268,746.57	2,268,746.57

Tax Kind	Anadarko Liberia Company/Woodside West Africa Pty. Limited/Respol/Anadarko Liberia Block 10		International Resources Strategies Energy Liberia Incorporated	
	Company	GoL	Company	GoL
Common Taxes and Fees (as applicable)				
Contributions via GOL to University Depts (UL etc.)	375,000.00	375,000.00		
Business Registration	1,800.00	1,800.00		
Article of Incorporation	560.00	560.00		
Operational/Professional License	60.00	60.00		
Vehicle Registraton			100.00	
Non-Resident Withholding	32,761.28	32,761.28		
Rent/Lease	1,794.44	1,794.44		
Professional Services	1,058.59	1,058.59		
Sector Specific				
Surface Rental	724,100.00	724,100.00	34,159.27	34,159.27
Oil License Fees			50,000.00	50,000.00
Social Welfare Contribution	700,000.00	700,000.00		
Annual Training	550,000.00	550,000.00	75,000.00	75,000.00
Hydrocarbon Development Fund	625,000.00	625,000.00	50,000.00	50,000.00
Rural Energy Fund	200,000.00	200,000.00		
TOTAL	3,212,134.31	3,212,134.31	209,259.27	209,159.27

LIST OF COMPANIES THAT SUBMITTED REPORT

MINING SECTOR

1. AmLib United Minerals INC
2. ArcelorMittal Liberia
3. BHP Billiton World Exploration
4. Hummingbird Resources Liberia Inc.
5. Bea Mountain Mining Corporation
6. Konblo Bumi Incorporated
7. Golden Mass Trading
8. Treco Mining Company
9. West Africa Gold and Diamond Incorporated
10. Golden Vision Trading
11. Pedra Corporation (Pedra Mining Company)
12. H-10 International Incorporated/LME Collaterate
13. Star Diamond Company
14. Jamu Resources Incorporated
15. Ascension Resources Corporation
16. Global Mining Incorporated (GMI)
17. N. E. S Incorporated
18. Massa Investment Corporation
19. Larwuo-Wolu Incorporated
20. Putu/Mano River
21. Alex Steward Assayers Ltd.
22. Bukon Jedeh Resources Inc.
23. Afro Minerals Inc.
24. Deveton Mining Company
25. Sinoe Exploration Ltd
26. China Union Mining Corporation Limited
27. Texas International Group
28. Vision Inc
29. Royal Company
30. ADMT Company
31. Yuly Diamond Company Inc.

AGRICULTURE SECTOR

1. Salala Rubber Company (SRC)
2. Firestone Liberia
3. Liberia Agriculture Company (LAC)

4. Cavalla Rubber Company (CRC)
5. The Liberia Company (LIBCO - COCOPA)
6. NOVEL Liberia Inc
7. Equatorial Palm Oil
8. LIBINIC Oil Palm Inc
9. Sime Darby
10. Buchanan Renewables Fuel Incorporated
11. Morris American Rubber Company
12. Liberia Forest Products Incorporated

OIL SECTOR

1. Anadarko Liberia Company/Woodside West Africa Pty. limited/ Respol/Anadarko Liberia Block 10
2. ORANTO Petroleum Liberia Limited
3. International Resource Strategy Liberia Energy (IRSL)
4. Broadway Consolidated PLC
5. National Oil Company of Liberia
6. Regal Liberia Limited/European Hydrocarbons Limited - African Petroleum Corporation

FORESTRY SECTOR

1. Tarpeh Timber Corporation
2. B & V Timber
3. Bargo & Bargo Enterprise Inc
4. Alpha Logging & Wood Processing Inc
5. EJ & J Corporation
6. Liberia Tree & Trading Corporation (LTTC)
7. Euro Logging Company
8. Geblo Logging Industry Inc
9. Bopolu Development Corporation
10. Universal Forestry Corporation
11. Malavasi Logging Company
12. Atlantic Resource Ltd
13. International Consultant Capital
14. Ecowood Incorporated/Texas International Incorporated
15. Mandra LTTC Incorporated
16. Mandra Forestry Liberia Limited
17. Bassa Timber & Logging Company

LIST OF COMPANIES THAT DID NOT SUBMITTED REPORT

MINING SECTOR

1. Australian Exploration
2. G-10 Exploration Incorporated
3. Liberty Gold and Diamond Mining
4. Global Minerals Investment
5. Youssef Diamond Mining Company
6. African Aura Resources Liberia Limited
7. Horizon Investment Incorporated
8. Diasoma Mineral Incorporated
9. Shine Star Business Corporation
10. KBL Liberia Mining Company
11. M & G Infinity Incorporated
12. Noya mining Company Limited
13. S. A. J Minerals
14. Liberia Tailing Incorporated
15. J. D. C Diamond
16. Estmor Gold mining Company
17. Five talents Incorporated
18. Explorex Overseas Limited
19. Weajue Hill Mining Corporation
20. Fair View Mineral Incorporated
21. Hualee International Corporation
22. Sinlib Mining Company Liberia Limited
23. CIT Incorporated
24. Contact International Clearing Agency (CICA)
25. RAFF Resources Incorporated
26. GBF Investments Incorporated
27. Louise T. Steele
28. BSG Resources Liberia Limited
29. Silla Enterprises Incorporated

30. Incorporated
31. Precious Mineral Mining Company
32. Fine Minerals Inter Limited
33. Balaji Gems export-Import Incorporated
34. Knights Group Incorporated
35. Liberia Mining Company
36. Explorex Liberia Company
37. Subsea resources DMCC Incorporated
38. KPO Resources Incorporated
39. Comptoire de Diamant du Liberia
40. International Mining Associate Incorporated
41. Ducor Minerals
42. Belle Resources Limited
43. Bopolu Commercial Limited
44. Liberia Gold Refinery Corporation

AGRICULTURE SECTOR

1. The Lee Group of Companies
2. ADA/LAP

FORESTRY SECTOR

1. Eco Timber
2. Akewa Group of Companies

OTHERS

1. Pit Sawers-Forestry Sector
2. Small Scale Miners-Mining Sectors

THE LEITI SECRETARIAT STAFF

Samson S. Tokpah
Head of Secretariat
sstokpah@leiti.org.lr

Konah D. Karmo
Deputy Head of Secretariat
kdkarmo@leiti.org.lr

Hnede L. Berrian
Administrative Manager
hlberrian@leiti.org.lr

Published by the LEITI Secretariat

Old Budget Bureau Building
Redemption Road, Capitol Hill
Adjacent Executive Mansion
Monrovia, Liberia
P. O. Box 4074
1000 Monrovia 10, Liberia
Email: info@leiti.org.lr
Website: www.leiti.org.lr
Telephone: +231 020 200 2356